

# 2019 Capital Budget

## Capital Investments

- Public Works
- Public Safety
- Health
- Human Services
- Operations and Libraries



# **2019 CAPITAL BUDGET**

## **2019 – 2023 Capital Improvement Program**

Hennepin County, Minnesota

As approved on December 11, 2018 by the

### **Hennepin County Board of Commissioners**

Mike Opat, 1st District

Linda Higgins, Vice-Chair, 2nd District

Marion Greene, 3rd District

Peter McLaughlin, 4th District

Debbie Goettel, 5th District

Jan Callison, Chair, 6th District

Jeff Johnson, 7th District

### **Hennepin County Administrator**

David J. Hough

# 2019 CAPITAL BUDGET and 2019-2023 CAPITAL IMPROVEMENT PROGRAM

## TABLE OF CONTENTS

### INTRODUCTION

Letter to Hennepin County Board of Commissioners .....	1
Organizational Structure of Hennepin County .....	3

### I. BUDGET SUMMARY

2019 Capital Budget and 2019-2023 Capital Improvement Program Revenues and Expenditures (charts)	Tab
Summary of Revenues.....	I-1
Revenues by Project.....	I-2
Projects by Revenue Source.....	I-15
Hennepin County Debt Perspective.....	I-21
Historic Capital Budget Information - Revenue Sources.....	I-24
Historic Capital Budget Information (chart).....	I-25

### II. PUBLIC WORKS

<b>Summary of Public Works Projects.....</b>	<b>II-1</b>
<b>Transportation Roads &amp; Bridges</b>	
2121100 CSAH 2 - Penn Avenue from I-394 to 44th Avenue.....	II-10
2986402 CSAH 3 - Construct Lake St ramps at I-35W - Phase II.....	II-12
2150800 CSAH 3 - Reconst Lake St fr Blaisdell to 1st & 3rd to 5th.....	II-14
2150900 CSAH 3 - Landscape Lake St fr Blaisdell to 1st & 3rd to 5th.....	II-16
2161400 CSAH 3 - Lake St & Excelsior Blvd Intersection realignment.....	II-18
2165100 CSAH 5 - Franklin Ave Safety Improvements at Chicago Ave.....	II-20
2168100 CSAH 5 - Reconst Mntka Blvd fr TH 100 to France Ave.....	II-22
2163700 CSAH 9 - Participate in TH 169 Realignment of South Ramps.....	II-24
2172800 CSAH 10 - Bass Lk Rd Bikeway Improvements CSAH 8 - Xenia.....	II-26
2174500 CSAH 12 - Stabilize slopes fr Diamond Lake to Vicksburg.....	II-28
2151000 CSAH 15 - Geometric improvements to CSAH 19 intersection.....	II-30
2163400 CSAH 15 - Replace Bridge #27592 at Tanager Channel.....	II-32
2151200 CSAH 17 - France Ave turn lanes and signals at TH 62.....	II-34
2173000 CSAH 17 - France Ave Safety Impr fr American Blvd to 76th.....	II-36
2163500 CSAH 19 - Rehabilitate Bridge #27516 at Minnetonka Narrows.....	II-38
2142600 CSAH 20 - Reconstruct Blake Road fr TH 7 to Excelsior Blvd.....	II-40
2141200 CSAH 28 - Participate in MnDOT I-494 Ramp reconstruction.....	II-42
2141100 CSAH 30 - Reconst 93rd Ave N fr Xylon to East of Winnetka.....	II-44
2974800 CSAH 34 - Reconst Normandale fr 94th to Mt Normandale Dr.....	II-46

2154300	CSAH 35 - Portland Bikeway constr fr 66th St to 60th St.....	II-48
2177400	CSAH 44 - Participate in Westedge reconst fr TH 7 to Bartlett.....	II-50
2111700	CSAH 46 - Replace bridge over Godfrey Road in Mpls.....	II-52
2161700	CSAH 46 - 46th St ADA upgrades fr Garfield Ave to 18th Ave.....	II-54
2974200	CSAH 48 - Reconst Minnehaha Ave fr 46th St to Lake St.....	II-56
2170500	CSAH 51 - Replace Bridge #7258 over Hendrickson Channel.....	II-58
2170600	CSAH 51 - Replace Bridge #7194 over Noerenberg Channel.....	II-60
2182000	CSAH 51 - Reconst Sunset Dr fr Northern to Shadywood.....	II-62
2164000	CSAH 52 - Recondition Hennepin Avenue Bridge.....	II-64
2101100	CSAH 53 - Reconst 66th St from Xerxes Ave S to Cedar Ave.....	II-66
2182800	CSAH 57 - Participate in Humboldt reconst fr 53rd to 57th Ave.....	II-68
2090400	CSAH 61 - Reconst Flying Cloud Dr fr County Line to Charlson.....	II-70
2145100	CSAH 66 - Replace Golden Valley Rd Bridge over Basset Cr.....	II-72
2183900	CSAH 70 - Participate in Golden Valley flood mitigation.....	II-74
2011900	CSAH 81 - Reconst Bottineau Blvd fr Bass Lake Rd to 63rd.....	II-76
2020300	CSAH 81 - Reconst Bottineau Blvd fr 63rd Ave N to CSAH 8.....	II-78
2092200	CSAH 81 - Reconstruct Bottineau Blvd fr CSAH 8 to TH 169.....	II-80
2165200	CSAH 81 - Broadway Safety Improvements at Lyndale Ave.....	II-82
2167500	CSAH 81 - Replace Bridge #27006 at Victory Memorial Pkwy.....	II-84
2167600	CSAH 81 - Replace Bridges #27007 and #27008 at Lowry Ave.....	II-86
2182300	CSAH 82 - Const multi-use trail fr county line to 2nd St.....	II-88
2175900	CSAH 90 - Reconstruct CSAH 90 at TH 12.....	II-90
2161100	CSAH 92 - Participate in MnDOT's CSAH 92 reconst at TH 12.....	II-92
2141700	CSAH 94 - Reconst 29th Ave NE fr CSAH 88 to County Line.....	II-94
2160600	CSAH 101 - Bridge Deck Replacement over TH 12.....	II-96
2991700	CSAH 101 - Reconst fr N of CSAH 62 to N of CSAH 3.....	II-98
2100700	CSAH 102 - Reconst Douglas Dr N fr TH 55 to CSAH 70.....	II-100
2923900	CSAH 103 - Reconst W Broadway fr 85th Ave N to 93rd Ave.....	II-102
2051400	CSAH 103 - Reconst W Broadway fr Candlewood to CSAH 109.....	II-104
2091101	CSAH 112 - Reconstruct Rd fr Willow to Wolf Pointe Tr.....	II-106
2091102	CSAH 112 - Reconstruct Rd fr Wolf Pointe Tr to Wayzata Blvd.....	II-108
2091103	CSAH 112 - Reconstruct Rd fr CSAH 6 to Willow.....	II-110
2091800	CSAH 115 & CR 116 - Reconstr. fr TH 55 to Clydesdale.....	II-112
2151900	CSAH 152 - Reconst Rd fr 49th Ave N to Bass Lk Rd.....	II-114
2111000	CSAH 152 - Reconst Rd fr CSAH 2 (Penn) to 41st Avenue N.....	II-116
2174100	CSAH 152 - Reconst Osseo Rd fr CSAH 2 (Penn Ave) to 49th Ave.....	II-118
2090600	CSAH 152 - Participate in Brooklyn Blvd reconst Bass to 65.....	II-120
2176500	CSAH 152 - Rehabilitate Osseo Rd Bridge #27152 over RR.....	II-122

2143700	CSAH 204 - Reconst Rd within Fort Snelling Boundary.....	II-124
2040800	CR 202 - Replace Bridge at Elm Creek.....	II-126
2155600	TH 252 Improvements from I-694 to TH 610.....	II-128
2167700	TH 252 / CSAH 109 85th Avenue N interchange.....	II-130
2155700	77th Street Underpass at TH 77 Cedar Avenue.....	II-132
2166200	Midtown Greenway Bikeway Safety Improvements.....	II-134
2164400	Advanced Traffic Management System (ATMS).....	II-136
2166100	Pedestrian Crossing Improvements at various locations.....	II-138
2999961	Maple Grove R of W Acquisition Reimbursement (CP 9635).....	II-140
2999971	Bottineau LRT Partnership Participation.....	II-142
2999968	Southwest LRT Partnership Participation.....	II-144
2183300	Safety and Asset Management 2019-2023.....	II-146
2183500	Cost Participation and Partnerships 2019-2023.....	II-148
2183400	Project Delivery 2019-2023.....	II-150

**Transportation Provisional (excluded from Public Works Total)**

2181200	CSAH 1 - Rehab Bridge #27542 over Mn River Bluffs LRT Tr.....	II-152
2974600	CSAH 3 - Reconst Rd fr Meadowbrook to W of Louisiana Ave.....	II-154
2155002	CSAH 3 - Reconstruct Lake St at Hiawatha Ave (TH 55).....	II-156
2181300	CSAH 4 - Replace Bridge #27502 over TC&W Rail.....	II-158
2165300	CSAH 9 - Rockford Rd interchange at I-494 in Plymouth.....	II-160
2172700	CSAH 9 - Reconstruct 42nd Ave fr BNSF Rail to W Broadway Ave.....	II-162
2181400	CSAH 10 - Replace Bridge #90462 over Rush Creek.....	II-164
2181900	CSAH 19 - Construct sidewalk fr Manitou Rd to Excelsior Pk.....	II-166
2984500	CSAH 23 - Reconst Marshall St fr 10th Ave SE to 27th SE.....	II-168
2181600	CSAH 31 - Replace Bridge #90489 over Minnehaha Creek.....	II-170
2142200	CSAH 32 - Reconst Penn Ave S fr 88th St to American Blvd.....	II-172
2173400	CSAH 35 - Reconst Portland Ave S fr 66th St to TH 62.....	II-174
2167301	CSAH 36 & 37- Enhance bicycle facility fr I-35W to Oak St SE.....	II-176
2122701	CSAH 66 - Participate in project fr Regent Ave to Bonnie Ln.....	II-178
2182200	CSAH 81 - Const multi-use trail fr 85th Ave to 1st Ave NW.....	II-180
2101800	CSAH 101 - Participate in Brockton fr CR 117 to CSAH 81.....	II-182
2173800	CSAH 103 - Expand Winnetka Ave fr 101st Ave N to 109th.....	II-184
2181700	CSAH 121 - Replace Bridge #90617 over Rush Creek.....	II-186
2182500	CSAH 121 - Reconstruct Fernbrook Ln at Pineview Ln.....	II-188
2182900	CSAH 130 - Participate in Brooklyn Blvd reconst at TH 169.....	II-190
2181800	CSAH 146 - Replace Bridge #90623 over Luce Line Trail.....	II-192
2021000	CSAH 150 - Construct Fletcher Bypass to CSAH 81.....	II-194
2176400	CSAH 152 - Replace Bridge #91333 over Bassett Creek.....	II-196

2140800	CSAH 153 - Reconst Lowry Ave fr Marshall St to Washington.....	II-198
2140900	CSAH 153 - Reconst Lowry Ave fr Washington NE to Johnson.....	II-200
2142400	CSAH 156 - Reconst Winnetka fr TH 55 to Medicine Lk Rd.....	II-202
2174300	CSAH 158 Vernon Ave - Reconst fr 53rd St to TH 100.....	II-204
2176600	CSAH 158 - Replace Bridge #4510 over CP Rail.....	II-206
2181500	CR 26 - Replace Bridge #90627 over Painter Creek.....	II-208

**Transportation Facilities**

1005639	PW Medina Communications Consolidation.....	II-210
1005640	PW Medina Office Remodeling.....	II-212
1006385	PW Fuel Tank Replacements.....	II-214

**Transportation Sales Tax & Development**

1005876	HC Southwest Light Rail Transit.....	II-216
1005877	HC Bottineau Light Rail Transit.....	II-218
1005878	HC Bus Rapid Transit Orange Line Construction.....	II-220

**Community Works**

1001560	Penn Avenue Community Works.....	II-222
0031805	Southwest LRT Community Works.....	II-224
1002318	Bottineau LRT Community Works.....	II-226
0031720	Community Works Corridor Planning.....	II-228
1004499	Business District Initiatives.....	II-230
1001648	Lowry Avenue NE Community Works.....	II-232
1002195	Economic Development Infrastructure Fund.....	II-234

**Environment & Energy**

1002150	HERC Pres & Improvements 2016-2020.....	II-236
1006390	HERC Facility Preservation & Improvement 2021-2025.....	II-238
1003375	Energy Center Improvement 2016-2020.....	II-240
1006391	Energy Center Improvements 2021-2025.....	II-242
1005576	Lake Mntka Hendrickson Seawall Channel Replacement.....	II-244
1002151	Transfer Station Pres 2016-2020.....	II-246
1006392	Transfer Station Facility Preservation 2021-2025.....	II-248
1005188	Organics Tipping and Loading Expansion.....	II-250

**III. PUBLIC SAFETY**

<b>Summary of Public Safety Projects.....</b>	<b>III-1</b>
---	--------------

**Public Safety Administration & Integration**

1004451	Emergency Communications ARMER System Upgrade.....	III-2
1006386	Emergency Management Outdoor Warning Sirens Upgrade.....	III-4

**District Court**

1003244 JJC Hearing Room Modifications..... III-6  
1002161 Courtroom Communications Syst Refurb 2016-2020..... III-8  
1006378 District Court Digital Evidence Technology..... III-10  
1006388 HCGC C-3 Courtroom Remodel..... III-12

**Community Corrections & Rehabilitation**

1004410 DOCCR Detention Lockset System Replacements..... III-14  
1002292 DOCCR Office Safety Audit Modifications..... III-16  
1005167 ACF Men's Steel Bunk Replacement..... III-18  
1006380 DOCCR ACF Asset Protection 2019-2025..... III-20  
1005168 ACF Program Services Remodel..... III-22  
1006379 DOCCR CHS Asset Protection 2019-2025..... III-24  
0031843 ACF Women's Section Expansion..... III-26

**Sheriff's Office**

1003387 Sheriff's Jail Management System Replacement..... III-28  
1001654 Sheriff's Enforcement Services Div HQ Facility Mods..... III-30  
1006537 Sheriff's Water Patrol Facility Modifications..... III-32  
0031775 Sheriff's Crime Lab Expansion/Remodeling..... III-34

**IV. HEALTH**

**Summary of Health Projects..... IV-1**

**North Point Health & Wellness Center**

0031735 North Minneapolis Community Wellness Center..... IV-2

**Medical Examiner**

1002306 New Regional Medical Examiner's Facility..... IV-4

**Medical Center**

1002163 Medical Center Asset Preservation 2016-2020..... IV-6  
1002293 Surgery Center Expansion & Relocation..... IV-8  
1001170 Medical Center Inpatient Bed Consolidation..... IV-10

**V. HUMAN SERVICES & PUBLIC HEALTH**

**Summary of Human Services and Public Health Projects..... V-1**

1005173 1800 Chicago Intake/Triage Center..... V-2  
1006383 Mental Health Stabilization Center..... V-4  
1001597 HSPHD South Minneapolis Regional Service Center..... V-6

**VI. OPERATIONS and LIBRARIES**

**Summary of Operations and Libraries Projects..... VI-1**

**Libraries**

1001787 Eden Prairie Library Refurbishment..... VI-4  
1005259 New Southdale Library..... VI-6  
1004474 North Regional Library Refurbishment..... VI-8  
1004466 Franklin Library Interior Modifications..... VI-10  
1002168 Library Facility Preservation 2016-2020..... VI-12  
1006394 Library Facility Preservation 2021-2025..... VI-14  
1002169 Library Equipment Replacement 2016-2020..... VI-16  
1006403 Library Equipment Replacement 2021-2025..... VI-18  
1006381 Rockford Road Library Asset Protection..... VI-20  
1004468 Westonka Library Replacement..... VI-22  
1004476 Sumner Library Refurbishment..... VI-24  
1004469 East Lake Library Refurbishment..... VI-26  
1004464 Linden Hills Library Refurbishment..... VI-28  
1006387 Augsburg Park Library Asset Protection..... VI-30  
1001788 Brookdale Library Refurbishment..... VI-32

**Information Technology**

1002166 IT Community Connectivity 2016-2020..... VI-34  
1006393 IT Community Connectivity 2021-2025..... VI-36

**Facility Services**

1002153 Environmental Health & Safety 2016-2020..... VI-38  
1006395 Environmental Health & Safety 2021-2025..... VI-40  
1005192 HCGC Elevator & Escalator Modernization..... VI-42  
1000874 Government Center Rehabilitation..... VI-44  
1005176 Countywide Energy Conservation 2016-2020..... VI-46  
1006396 Countywide Energy Conservation 2021-2025..... VI-48  
1002155 Building Automation System Upgrades 2016-2020..... VI-50  
1006398 Building Automation System Upgrades 2021-2025..... VI-52  
1002154 Facility Preservation 2016-2020..... VI-54  
1006397 Facility Preservation 2021-2025..... VI-56  
1004461 1800 Chicago Infrastructure Replacements..... VI-58  
1002159 701 Building Facility Preservation 2016-2020..... VI-60  
1006400 701 Building Facility Preservation 2021-2025..... VI-62  
1005285 701 Building Facade Restoration..... VI-64  
1002242 Countywide Security Systems & Equipment..... VI-66  
1002156 Accessibility Modifications 2016-2020..... VI-68



1006401	Accessibility Modifications 2021-2025.....	VI-70
1002158	Carpet Replacement Program 2016-2020.....	VI-72
1006399	Carpet Replacement Program 2021-2025.....	VI-74
1006382	City Hall/Courthouse 3rd Floor Space Modifications.....	VI-76
1006554	County-wide Mother's Room Refurbishments.....	VI-78
1004483	Downtown Office Space Expansion.....	VI-80

**Municipal Building Commission**

0031317	MBC Life/Safety Improvements.....	VI-82
1006502	MBC Safety Improvements Non-stage Work Areas.....	VI-84
0031483	MBC Mechanical Systems Upgrades.....	VI-86
1000935	MBC Exterior Improvements.....	VI-88
1004484	MBC Elevator Upgrades.....	VI-90
1006518	MBC ADC Electric Locks Upgrade.....	VI-92
1006384	MBC Electrical Upgrades.....	VI-94

**VII. CAPITAL BUDGETING TASK FORCE REPORT**

	CBTF Role and Responsibility in Capital Budgeting Process.....	VII-1
	Capital Budgeting Task Force Membership.....	VII-2
	Summary of CBTF Activities, 2018.....	VII-3
	General Approach to Capital Improvements.....	VII-4
	2019-2023 Capital Improvement Program Recommendations.....	VII-15

# Hennepin County Profile

## Geography

Hennepin County was established by the territorial legislature of Minnesota in 1852, six years before Minnesota became a state.

The county is located within the Twin Cities Metropolitan Area. The upper Mississippi flows through Minneapolis and defines the northeastern boundary of the county. Minneapolis, the most populous city in Minnesota, is one of 45 municipalities within the county. The county encompasses 611 square miles with 200 lakes larger than 10 acres and numerous parks and trails providing recreational opportunities and community amenities to residents.

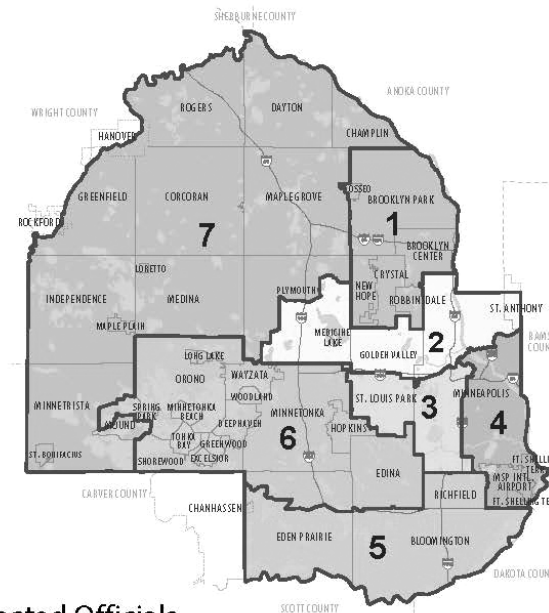


## Government

Hennepin County is governed by a seven-member Board of Commissioners elected by district for staggered four-year terms. The County Attorney and Sheriff are also elected officials. County Commissioners are responsible, among other things, for authorizing resolutions, adopting the annual budget, appointing committees and hiring the County Administrator. The County

Administrator is responsible for carrying out the policies and resolutions of the Board of Commissioners, for overseeing the day-to-day operations of the county, and for appointing the heads of the county's departments. Hennepin County is the largest local government in Minnesota and has been rated among the best managed large counties by studies from Syracuse University and *Governing Magazine*.

## Hennepin County Commissioner Districts



## Elected Officials

Board of Commissioners

**Mike Opat**, 1st District

**Linda Higgins**, 2nd District

**Marion Greene**, 3rd District

**Peter McLaughlin**, 4th District

**Debbie Goettel**, 5th District

**Jan Callison**, 6th District

**Jeff Johnson**, 7th District

**Michael O. Freeman**, County Attorney

**Richard W. Stanek**, County Sheriff

## MISSION/VISION STATEMENT OF HENNEPIN COUNTY

### MISSION

The mission of Hennepin County is to enhance the health, safety and quality of life of our residents and communities in a respectful, efficient and fiscally responsible way.

### VISION

We envision a future where residents are healthy and successful and where our communities are safe and vibrant. We will strive to meet and exceed expectations by engaging people and communities in developing innovative solutions to challenges. We will be a diverse, learning organization. We will partner with others to enhance the quality of life in Hennepin County and the region.

### OVERARCHING GOALS

People are:

- **Healthy.** People are healthy, have access to quality health care and live in a clean environment.
- **Protected and Safe.** People are safe from harm through prevention, early intervention and treatment services, and through enhanced public safety.
- **Self-reliant.** People achieve success with the support of essential services, have access to affordable housing and opportunities for life-long learning.
- **Assured Due Process.** People are assured equal protection of the laws through an adversarial and respectful system designed to assure fairness and reliability in the ascertainment of liability, guilt and innocence.
- **Mobile.** People and goods move easily and safely throughout the county and the region, via an integrated system of transportation.

By putting the customer first, every Hennepin County employee will work every day to achieve our mission, vision and goals. We will strive to improve our services through proactive, innovative public stewardship.

# HENNEPIN COUNTY

## MINNESOTA

January 2, 2019

Board of County Commissioners  
Hennepin County Government Center  
Minneapolis, Minnesota 55487

Honorable Board Members:

I am submitting herewith the 2019 Capital Budget and the 2019-2023 Capital Improvement Program (CIP), as adopted by the County Board on December 11, 2018. The 2019 Capital Budget totals \$470,644,000 which is \$34 million higher than the \$437 million 2018 Capital Budget, as adjusted through June 2018.


The 2019-2023 Capital Improvement Program totals \$1,850,872,398; approximately \$800 million higher than the \$1.1 billion five-year capital program that was approved last year.

The \$34 million increase in the 2019 capital budget is related to an additional \$100 million budgeted toward the Hennepin County share of the Southwest Light Rail Transit line. Similarly, the \$800 million increase in the 2019-2023 Capital Improvement Program compared to the prior year relates to the inclusion of the total county funding share of the Southwest Light Rail Transit and Bottineau Light Rail

Transit lines: \$593 million and \$530 million respectively, whereas the 2018-2022 Capital Improvement Program only included a 2018 budget component and did not yet include an out-year funding plan.

A report with recommendations from the Capital Budgeting Task Force is included in the section of the Capital Budget labeled "CBTF Report" (Section VII). I would like to express the county's appreciation to the members of the Capital Budgeting Task Force for their time and efforts in analyzing capital requests and making their recommendations.

Respectfully,



David J. Hough  
County Administrator

David J. Hough, County Administrator  
Hennepin County Administration

A-2303 Government Center, 300 South Sixth Street, Minneapolis, MN 55487-0233  
612-348-7574 | TDD: 612-348-7367 | FAX: 612-348-8228 | hennepin.us





# Hennepin County, Minnesota

**Hennepin County Board/  
Welfare Board**

Hennepin County Housing and Redevelopment Authority

Hennepin County Regional Railroad Authority

**County Administrator**  
David J. Hough

David Lawless, Chief Financial Officer  
Carolyn Marinan, Chief Public Relations Officer  
Kathy Megarry, Chief Labor Relations Officer  
Kareem Murphy, Intergovernmental Relations  
Michael Rossman, Chief Human Resources Officer  
Alex Tittle, Disparity Reduction director  
Jamie Zwilling, Chief Communications Officer

**Human Resources Board**

**Criminal Justice Coordinating Committee**

**Deputy Administrator Health and Human Services**  
Jennifer DeCubellis

**Human Services Director**  
Jodi Wentland

**Chief Operating Officer**  
Chester Cooper

**Assistant County Administrator Public Works**  
Carl Michaud

**Assistant County Administrator Public Safety**  
Mark Thompson

**Medical Examiner**  
Dr. Andrew Baker

**Hennepin Health**  
Anne Kanyusik Yoakum

**NorthPoint Health and Wellness Center**  
Stella Whitney-West

**Public Health**  
Susan Palchick

**Hennepin Healthcare Systems, Inc.**  
Dr. Jon Pryor

Audit Committee

Library Board

Law Library Board

**Information Technology**  
Jerome Driessen

**Audit, Compliance and Investigation**  
Karen Marquardt

**Library**  
Lois Thompson

**Resident and Real Estate Services**  
Mark Chapin

**Facility Services**  
Margo Geffen

**Environment and Energy**  
Rosemary Lavin

**Community Works**  
Kevin Dockry

**Management Support**  
Curt Haats

**Transportation Roads and Bridges**  
Project Delivery -  
Carla Stueve  
Operations-  
Chris Sagsveen

**Community Corrections and Rehabilitation**  
Catherine Johnson

**District Court Administration**  
Sarah Lindahl-Pfeiffer

**Emergency Management**  
Eric Waage

**Office of the County Attorney**  
Michael O. Freeman

**Office of the Public Defender**  
Mary Moriarty

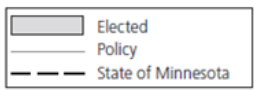
**Office of the Sheriff**  
Richard Stanek

**Joint Committee Community Corrections**

**Judges**

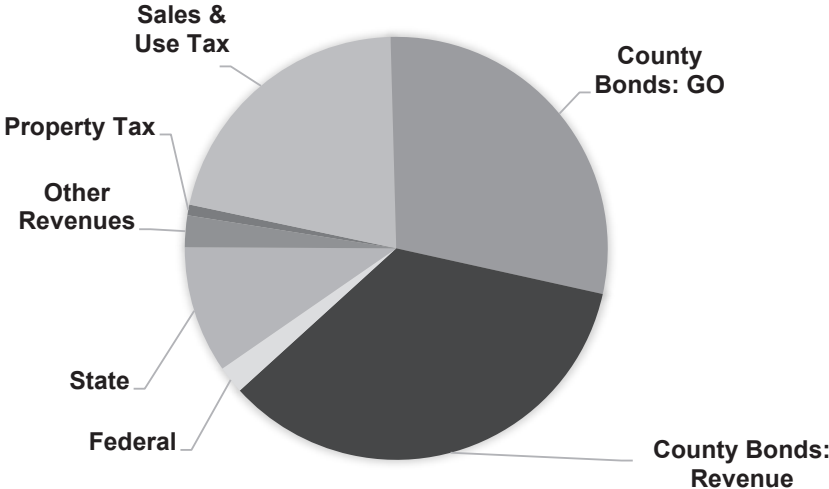
**State Board of Public Defense**

N - 1

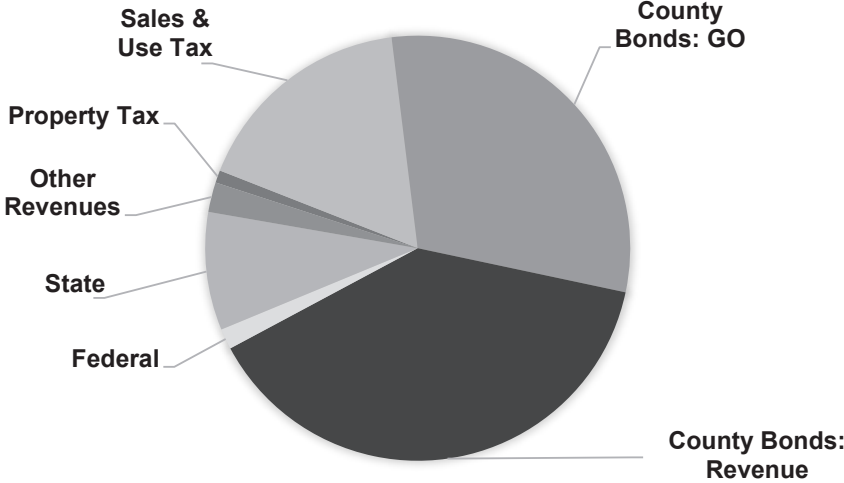


# Revenues

**2019 Budget**



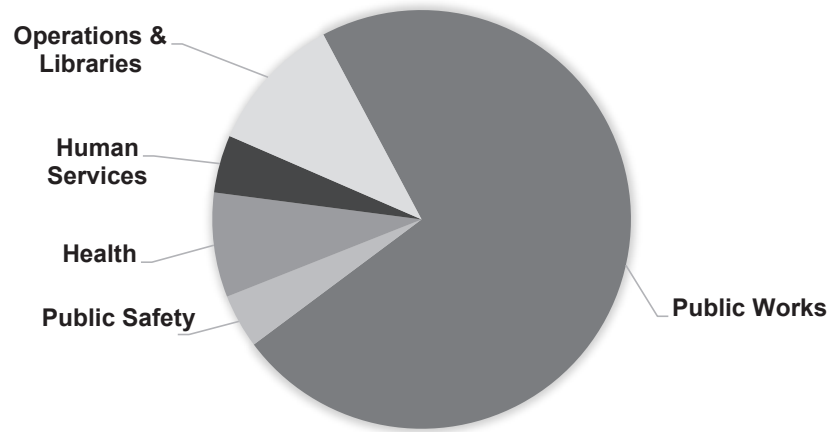
**2019 - 2023 CIP**



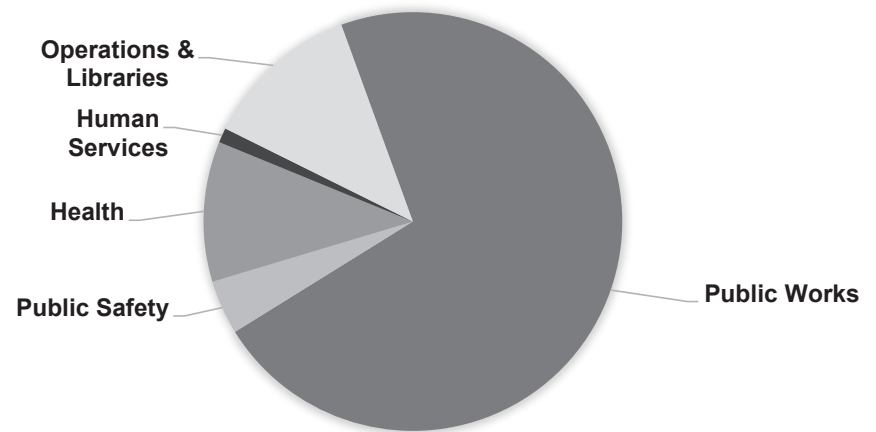
Revenue Category	2019 Budget		2020	2021	2022	2023	2019 - 2023 CIP	
Property Tax	3,865,000	0.8%	4,415,000	4,095,000	2,885,000	2,385,000	17,645,000	1.0%
Sales & Use Tax	100,000,000	21.2%	75,000,000	60,000,000	60,000,000	21,168,000	316,168,000	17.1%
County Bonds: GO	136,011,600	28.9%	179,392,841	126,151,536	73,199,297	45,988,008	560,743,282	30.3%
County Bonds: Revenue	163,751,000	34.9%	246,240,000	234,305,086	69,861,000	5,000,000	719,157,086	38.7%
Federal	9,943,000	2.1%	10,518,000	8,035,000	0	506,000	29,002,000	1.6%
State	45,701,145	9.7%	44,204,750	35,535,000	26,745,000	14,099,000	166,284,895	9.0%
Other Revenues	11,372,255	2.4%	16,350,880	5,192,000	6,157,000	2,800,000	41,872,135	2.3%
<b>Total</b>	<b>470,644,000</b>	<b>100.0%</b>	<b>576,121,471</b>	<b>473,313,622</b>	<b>238,847,297</b>	<b>91,946,008</b>	<b>1,850,872,398</b>	<b>100.0%</b>

## Expenditures

**2019 Budget**



**2019 - 2023 CIP**



Expenditure Area	2019 Budget		2020	2021	2022	2023	2019 - 2023 CIP	
Public Works	341,592,000	72.5%	393,574,000	363,802,086	176,791,000	51,654,000	1,327,413,086	71.8%
Public Safety	19,705,000	4.2%	15,762,000	19,737,000	9,700,000	12,750,000	77,654,000	4.2%
Health	38,000,000	8.1%	88,444,500	33,088,000	31,000,000	10,000,000	200,532,500	10.8%
Human Services	20,980,000	4.5%	0	0	0	0	20,980,000	1.1%
Operations & Libraries	50,367,000	10.7%	78,340,971	56,686,536	21,356,297	17,542,008	224,292,812	12.1%
<b>Total</b>	<b>470,644,000</b>	<b>100.0%</b>	<b>576,121,471</b>	<b>473,313,622</b>	<b>238,847,297</b>	<b>91,946,008</b>	<b>1,850,872,398</b>	<b>100.0%</b>

# Summary of Revenues

NOTE: All total and subtotal lines precede detail

Revenue Category	Budget to Date	2019 - 2023 Capital Improvement Program					Beyond	Project Total
		2019 Budget	2020	2021	2022	2023		
<b>Grand Total</b>	<b>1,031,785,105</b>	<b>470,644,000</b>	<b>576,121,471</b>	<b>473,313,622</b>	<b>238,847,297</b>	<b>91,946,008</b>	<b>31,182,000</b>	<b>2,913,839,503</b>
Taxes	14,712,810	103,865,000	79,415,000	64,095,000	62,885,000	23,553,000	290,000	348,815,810
Property Tax - Roads	4,940,810	1,285,000	1,285,000	1,285,000	1,285,000	1,285,000	40,000	11,405,810
Transpo Sales & Use Tax	0	100,000,000	75,000,000	60,000,000	60,000,000	21,168,000	0	316,168,000
Property Tax	9,772,000	2,580,000	3,130,000	2,810,000	1,600,000	1,100,000	250,000	21,242,000
County Bonds	540,555,589	299,762,600	425,632,841	360,456,622	143,060,297	50,988,008	15,392,000	1,835,847,957
Bonds - GO	316,904,450	124,370,000	171,516,841	112,201,536	62,899,297	41,438,008	15,392,000	844,722,132
Bonds - GO Roads	47,325,139	11,641,600	7,876,000	13,950,000	10,300,000	4,550,000	0	95,642,739
Bonds - GO Enterprise	26,326,000	11,675,000	8,675,000	7,000,000	5,000,000	5,000,000	0	63,676,000
Bonds - Revenue	150,000,000	152,076,000	237,565,000	227,305,086	64,861,000	0	0	831,807,086
Federal	46,305,462	9,943,000	10,518,000	8,035,000	0	506,000	0	75,307,462
Fed-Bridge Repl & Rehab (BRRF)	2,027,200	0	0	0	0	0	0	2,027,200
Federal - Other - Roads	43,478,262	9,943,000	10,518,000	8,035,000	0	506,000	0	72,480,262
Federal - Other	800,000	0	0	0	0	0	0	800,000
State	321,732,394	45,701,145	44,204,750	35,535,000	26,745,000	14,099,000	13,700,000	501,717,289
Mn/DOT State Aid - Municipal	1,086,400	2,893,000	2,230,000	625,000	1,950,000	1,000,000	0	9,784,400
Mn/DOT State Aid - Regular	174,386,048	26,494,000	24,018,000	26,610,000	22,795,000	11,099,000	13,700,000	299,102,048
Mn/DOT Trunk Hwy Fund	9,024,000	0	0	0	0	0	0	9,024,000
Mn/DOT Turnback Funds	93,545,793	5,314,145	10,170,000	0	0	0	0	109,029,938
State - Other - Roads	2,273,903	0	0	0	0	0	0	2,273,903
State Bridge Bonds	1,000,000	0	0	0	0	0	0	1,000,000
State General Obligation Bonds	0	4,000,000	1,000,000	6,300,000	0	0	0	11,300,000
State Road Bonds	25,000,000	0	0	0	0	0	0	25,000,000
State - Other	15,416,250	7,000,000	6,786,750	2,000,000	2,000,000	2,000,000	0	35,203,000
Other Revenues	108,478,850	11,372,255	16,350,880	5,192,000	6,157,000	2,800,000	1,800,000	152,150,985
Transfer from other Funds	17,600,000	0	0	0	0	0	0	17,600,000
Lease Revenues	2,295,000	500,000	500,000	0	0	0	0	3,295,000
Enterprise Income	500,000	380,000	400,000	795,000	550,000	400,000	0	3,025,000
Other - Not Road Related	11,018,999	690,000	8,900,880	579,000	1,107,000	0	0	22,295,879
Other - Road Related	12,966,809	(225,600)	233,000	475,000	475,000	0	0	13,924,209
Brooklyn Center	360,000	0	0	0	0	0	0	360,000
Brooklyn Park	13,547,389	8,919,000	3,819,000	0	0	0	0	26,285,389
Dayton	150,000	0	0	475,000	475,000	0	0	1,100,000
Eden Prairie	688,545	68,855	0	0	0	0	0	757,400
Excelsior	0	0	25,000	125,000	0	0	0	150,000
Golden Valley	6,164,286	0	0	0	0	0	0	6,164,286
Long Lake	2,131,000	0	0	0	0	0	0	2,131,000
Medina	776,698	0	0	0	0	0	0	776,698
Minneapolis	14,657,328	500,000	1,868,000	2,368,000	0	1,600,000	0	20,993,328
Minnetonka	3,976,436	0	0	0	0	0	0	3,976,436
Orono	275,415	140,000	580,000	0	0	0	0	995,415
Richfield	21,370,945	0	0	0	0	0	0	21,370,945
Shorewood	0	0	25,000	125,000	0	0	0	150,000
Spring Park	0	400,000	0	0	3,300,000	0	0	3,700,000
St Louis Park	0	0	0	250,000	250,000	800,000	1,800,000	3,100,000



# Revenues by Project

NOTE: All Total and subtotal lines precede detail

Pg#	Project Number and Name	Revenue Category	Budget to Date	2019 - 2023 Capital Improvement Program					Beyond	Project Total
				2019 Budget	2020	2021	2022	2023		
<b>Grand Total</b>			<b>1,031,785,105</b>	<b>470,644,000</b>	<b>576,121,471</b>	<b>473,313,622</b>	<b>238,847,297</b>	<b>91,946,008</b>	<b>31,182,000</b>	<b>2,913,839,503</b>
<b>PUBLIC WORKS</b>			<b>683,402,405</b>	<b>341,592,000</b>	<b>393,574,000</b>	<b>363,802,086</b>	<b>176,791,000</b>	<b>51,654,000</b>	<b>18,440,000</b>	<b>2,029,255,491</b>
<b>Transportation Roads &amp; Bridges</b>			<b>481,152,406</b>	<b>71,373,000</b>	<b>63,647,000</b>	<b>60,623,000</b>	<b>40,830,000</b>	<b>20,840,000</b>	<b>15,540,000</b>	<b>754,005,406</b>
II-10	2121100 CSAH 2 - Penn Avenue from I-394 to 44th Avenue		11,613,660	0	0	0	0	0	0	11,613,660
	Bonds - GO Roads		7,000,000	0	0	0	0	0	0	7,000,000
	Mn/DOT State Aid - Regular		1,500,000	0	0	0	0	0	0	1,500,000
	Minneapolis		3,113,660	0	0	0	0	0	0	3,113,660
II-12	2986402 CSAH 3 - Construct Lake St ramps at I-35W - Phase II		47,000,000	0	0	0	0	0	0	47,000,000
	Bonds - GO Roads		2,887,092	0	0	0	0	0	0	2,887,092
	Federal - Other - Roads		12,026,209	0	0	0	0	0	0	12,026,209
	Mn/DOT State Aid - Regular		2,551,000	0	0	0	0	0	0	2,551,000
	State Road Bonds		23,750,000	0	0	0	0	0	0	23,750,000
	Minneapolis		5,785,699	0	0	0	0	0	0	5,785,699
II-14	2150800 CSAH 3 - Reconst Lake St fr Blaisdell to 1st & 3rd to 5th		5,700,000	0	0	0	0	0	0	5,700,000
	Federal - Other - Roads		3,334,640	0	0	0	0	0	0	3,334,640
	Mn/DOT State Aid - Regular		833,860	0	0	0	0	0	0	833,860
	State Road Bonds		1,000,000	0	0	0	0	0	0	1,000,000
	Minneapolis		531,500	0	0	0	0	0	0	531,500
II-16	2150900 CSAH 3 - Landscape Lake St fr Blaisdell to 1st & 3rd to 5th		1,500,000	0	0	0	0	0	0	1,500,000
	Federal - Other - Roads		758,400	0	0	0	0	0	0	758,400
	Mn/DOT State Aid - Regular		268,031	0	0	0	0	0	0	268,031
	State Road Bonds		250,000	0	0	0	0	0	0	250,000
	Minneapolis		223,569	0	0	0	0	0	0	223,569
II-18	2161400 CSAH 3 - Lake St & Excelsior Blvd Intersection realignment		550,000	990,000	0	0	0	0	0	1,540,000
	Federal - Other - Roads		0	706,000	0	0	0	0	0	706,000
	Mn/DOT State Aid - Regular		0	25,000	0	0	0	0	0	25,000
	Other - Roads		550,000	259,000	0	0	0	0	0	809,000
II-20	2165100 CSAH 5 - Franklin Ave Safety Improvements at Chicago Ave		0	100,000	500,000	626,000	0	0	0	1,226,000
	Federal - Other - Roads		0	0	0	486,000	0	0	0	486,000
	Mn/DOT State Aid - Regular		0	100,000	500,000	140,000	0	0	0	740,000
II-22	2168100 CSAH 5 - Reconst Mntka Blvd fr TH 100 to France Ave		0	300,000	1,700,000	500,000	500,000	4,000,000	9,000,000	16,000,000
	Mn/DOT State Aid - Regular		0	300,000	1,700,000	250,000	250,000	3,200,000	7,200,000	12,900,000
	St Louis Park		0	0	0	250,000	250,000	800,000	1,800,000	3,100,000
II-24	2163700 CSAH 9 - Participate in TH 169 Realignment of South Ramps		0	0	2,000,000	0	0	0	0	2,000,000
	Mn/DOT State Aid - Regular		0	0	2,000,000	0	0	0	0	2,000,000
II-26	2172800 CSAH 10 - Bass Lk Rd Bikeway Improvements CSAH 8 - Xei		0	0	0	500,000	100,000	1,250,000	1,250,000	3,100,000
	Mn/DOT State Aid - Regular		0	0	0	500,000	100,000	1,250,000	1,250,000	3,100,000
II-28	2174500 CSAH 12 - Stabilize slopes fr Diamond Lake to Vicksburg		0	0	0	1,900,000	1,900,000	0	0	3,800,000
	Bonds - GO Roads		0	0	0	950,000	950,000	0	0	1,900,000
	Dayton		0	0	0	475,000	475,000	0	0	950,000
	Other - Roads		0	0	0	475,000	475,000	0	0	950,000
II-30	2151000 CSAH 15 - Geometric improvements to CSAH 19 intersector		250,000	1,628,000	0	0	0	0	0	1,878,000
	Federal - Other - Roads		0	656,000	0	0	0	0	0	656,000
	Mn/DOT State Aid - Regular		250,000	832,000	0	0	0	0	0	1,082,000
	Orono		0	140,000	0	0	0	0	0	140,000

# Revenues by Project

NOTE: All Total and subtotal lines precede detail

Pg#	Project Number and Name	Revenue Category	Budget to Date	2019 - 2023 Capital Improvement Program					Beyond	Project Total
				2019 Budget	2020	2021	2022	2023		
II-32	2163400 CSAH 15 - Replace Bridge #27592 at Tanager Channel		450,000	3,500,000	0	0	0	0	0	3,950,000
	Mn/DOT State Aid - Regular		450,000	3,500,000	0	0	0	0	0	3,950,000
II-34	2151200 CSAH 17 - France Ave turn lanes and signals at TH 62		184,000	1,980,000	0	0	0	0	0	2,164,000
	Federal - Other - Roads		0	1,021,000	0	0	0	0	0	1,021,000
	Mn/DOT State Aid - Regular		184,000	959,000	0	0	0	0	0	1,143,000
II-36	2173000 CSAH 17 - France Ave Safety Impr fr American Blvd to 76th		0	0	0	500,000	100,000	1,250,000	1,250,000	3,100,000
	Mn/DOT State Aid - Regular		0	0	0	500,000	100,000	1,250,000	1,250,000	3,100,000
II-38	2163500 CSAH 19 - Rehabilitate Bridge #27516 at Minnetonka Narrow		175,000	0	3,200,000	0	0	0	0	3,375,000
	Mn/DOT State Aid - Municipal		0	0	1,600,000	0	0	0	0	1,600,000
	Mn/DOT State Aid - Regular		175,000	0	1,600,000	0	0	0	0	1,775,000
II-40	2142600 CSAH 20 - Reconstruct Blake Road fr TH 7 to Excelsior Blvd		14,456,000	0	0	0	0	0	0	14,456,000
	Mn/DOT State Aid - Regular		14,456,000	0	0	0	0	0	0	14,456,000
II-42	2141200 CSAH 28 - Participate in MnDOT I-494 Ramp reconstruction		4,265,000	0	0	0	0	0	0	4,265,000
	Mn/DOT State Aid - Regular		4,265,000	0	0	0	0	0	0	4,265,000
II-44	2141100 CSAH 30 - Reconst 93rd Ave N fr Xylon to East of Winnetka		4,545,000	800,000	0	0	0	0	0	5,345,000
	Mn/DOT State Aid - Regular		3,545,000	0	0	0	0	0	0	3,545,000
	Brooklyn Park		1,000,000	800,000	0	0	0	0	0	1,800,000
II-46	2974800 CSAH 34 - Reconst Normandale fr 94th to Mt Normandale Di		3,700,000	0	0	0	0	0	0	3,700,000
	Mn/DOT State Aid - Regular		3,700,000	0	0	0	0	0	0	3,700,000
II-48	2154300 CSAH 35 - Portland Bikeway constr fr 66th St to 60th St		91,328	800,000	1,806,000	0	0	0	0	2,697,328
	Property Tax		41,328	0	0	0	0	0	0	41,328
	Federal - Other - Roads		0	0	750,000	0	0	0	0	750,000
	Mn/DOT State Aid - Regular		50,000	800,000	1,056,000	0	0	0	0	1,906,000
II-50	2177400 CSAH 44 - Participate in Westedge reconst fr TH 7 to Bartlet		98,000	827,000	0	0	0	0	0	925,000
	Property Tax		98,000	0	0	0	0	0	0	98,000
	Bonds - GO Roads		0	811,600	0	0	0	0	0	811,600
	Other - Roads		0	15,400	0	0	0	0	0	15,400
II-52	2111700 CSAH 46 - Replace bridge over Godfrey Road in Mpls		4,621,000	0	0	0	0	0	0	4,621,000
	Mn/DOT State Aid - Regular		3,621,000	0	0	0	0	0	0	3,621,000
	State Bridge Bonds		1,000,000	0	0	0	0	0	0	1,000,000
II-54	2161700 CSAH 46 - 46th St ADA upgrades fr Garfield Ave to 18th Ave		550,000	50,000	1,000,000	0	0	0	0	1,600,000
	Property Tax		50,000	0	0	0	0	0	0	50,000
	Federal - Other - Roads		0	0	0	0	0	506,000	0	506,000
	Mn/DOT State Aid - Regular		0	550,000	1,000,000	0	0	(506,000)	0	1,044,000
	Other - Roads		500,000	(500,000)	0	0	0	0	0	0
II-56	2974200 CSAH 48 - Reconst Minnehaha Ave fr 46th St to Lake St		19,995,936	0	0	0	0	0	0	19,995,936
	Property Tax		550,000	0	0	0	0	0	0	550,000
	Mn/DOT State Aid - Regular		14,203,036	0	0	0	0	0	0	14,203,036
	Minneapolis		5,002,900	0	0	0	0	0	0	5,002,900
	Other - Roads		240,000	0	0	0	0	0	0	240,000
II-58	2170500 CSAH 51 - Replace Bridge #7258 over Hendrickson Channel		0	0	600,000	0	3,000,000	0	0	3,600,000
	Mn/DOT State Aid - Regular		0	0	600,000	0	3,000,000	0	0	3,600,000
II-60	2170600 CSAH 51 - Replace Bridge #7194 over Noerenberg Channel		0	0	0	100,000	3,000,000	0	0	3,100,000
	Mn/DOT State Aid - Regular		0	0	0	100,000	3,000,000	0	0	3,100,000

# Revenues by Project

NOTE: All Total and subtotal lines precede detail

Pg#	Project Number and Name	Revenue Category	Budget to Date	2019 - 2023 Capital Improvement Program					Beyond	Project Total
				2019 Budget	2020	2021	2022	2023		
II-62	2182000 CSAH 51 - Reconst Sunset Dr fr Northern to Shadywood		0	1,000,000	600,000	0	5,000,000	1,000,000	0	7,600,000
	Mn/DOT State Aid - Municipal		0	600,000	600,000	0	1,700,000	1,000,000	0	3,900,000
	Spring Park		0	400,000	0	0	3,300,000	0	0	3,700,000
II-64	2164000 CSAH 52 - Recondition Hennepin Avenue Bridge		0	25,000	0	5,000,000	0	0	0	5,025,000
	Mn/DOT State Aid - Regular		0	25,000	0	5,000,000	0	0	0	5,025,000
II-66	2101100 CSAH 53 - Reconst 66th St from Xerxes Ave S to Cedar Ave		57,505,222	6,287,000	0	0	0	0	0	63,792,222
	Property Tax		1,000,000	0	0	0	0	0	0	1,000,000
	Federal - Other - Roads		9,632,000	0	0	0	0	0	0	9,632,000
	Mn/DOT State Aid - Regular		25,447,277	6,287,000	0	0	0	0	0	31,734,277
	Other - Roads		55,000	0	0	0	0	0	0	55,000
	Richfield		21,370,945	0	0	0	0	0	0	21,370,945
II-68	2182800 CSAH 57 - Participate in Humboldt reconst fr 53rd to 57th Av		0	0	700,000	0	0	0	0	700,000
	Mn/DOT State Aid - Regular		0	0	700,000	0	0	0	0	700,000
II-70	2090400 CSAH 61 - Reconst Flying Cloud Dr fr County Line to Charls		63,349,000	5,751,000	0	0	0	0	0	69,100,000
	Bonds - GO Roads		200,000	100,000	0	0	0	0	0	300,000
	Mn/DOT State Aid - Regular		2,606,000	1,066,000	0	0	0	0	0	3,672,000
	Mn/DOT Trunk Hwy Fund		1,000,000	0	0	0	0	0	0	1,000,000
	Mn/DOT Turnback Funds		50,014,455	4,516,145	0	0	0	0	0	54,530,600
	Eden Prairie		688,545	68,855	0	0	0	0	0	757,400
	Other - Roads		8,840,000	0	0	0	0	0	0	8,840,000
II-72	2145100 CSAH 66 - Replace Golden Valley Rd Bridge over Basset Cr		2,160,000	0	0	0	0	0	0	2,160,000
	Mn/DOT State Aid - Regular		2,160,000	0	0	0	0	0	0	2,160,000
II-74	2183900 CSAH 70 - Participate in Golden Valley flood mitigation		0	680,000	0	0	0	0	0	680,000
	Bonds - GO Roads		0	680,000	0	0	0	0	0	680,000
II-76	2011900 CSAH 81 - Reconst Bottineau Blvd fr Bass Lake Rd to 63rd		27,792,500	0	0	0	0	0	0	27,792,500
	Property Tax		165,000	0	0	0	0	0	0	165,000
	Bonds - GO Roads		6,472,500	0	0	0	0	0	0	6,472,500
	Federal - Other - Roads		7,840,000	0	0	0	0	0	0	7,840,000
	Mn/DOT State Aid - Regular		13,315,000	0	0	0	0	0	0	13,315,000
II-78	2020300 CSAH 81 - Reconst Bottineau Blvd fr 63rd Ave N to CSAH 8		18,570,000	0	0	0	0	0	0	18,570,000
	Property Tax		630,372	0	0	0	0	0	0	630,372
	Bonds - GO Roads		459,677	0	0	0	0	0	0	459,677
	Federal - Other - Roads		7,840,000	0	0	0	0	0	0	7,840,000
	Mn/DOT State Aid - Regular		8,423,159	0	0	0	0	0	0	8,423,159
	State - Other - Roads		135,403	0	0	0	0	0	0	135,403
	Brooklyn Park		1,081,389	0	0	0	0	0	0	1,081,389
II-80	2092200 CSAH 81 - Reconstruct Bottineau Blvd fr CSAH 8 to TH 169		5,520,000	11,312,000	10,238,000	2,200,000	0	0	0	29,270,000
	Federal - Other - Roads		0	7,560,000	0	0	0	0	0	7,560,000
	Mn/DOT State Aid - Regular		4,020,000	2,133,000	8,619,000	2,200,000	0	0	0	16,972,000
	Brooklyn Park		1,500,000	1,619,000	1,619,000	0	0	0	0	4,738,000
II-82	2165200 CSAH 81 - Broadway Safety Improvements at Lyndale Ave		0	250,000	500,000	707,000	0	0	0	1,457,000
	Federal - Other - Roads		0	0	0	549,000	0	0	0	549,000
	Mn/DOT State Aid - Regular		0	250,000	500,000	158,000	0	0	0	908,000
II-84	2167500 CSAH 81 - Replace Bridge #27006 at Victory Memorial Pkwy		160,000	205,000	0	0	2,250,000	0	0	2,615,000
	Mn/DOT State Aid - Regular		160,000	205,000	0	0	2,250,000	0	0	2,615,000

# Revenues by Project

NOTE: All Total and subtotal lines precede detail

Pg#	Project Number and Name	Revenue Category	Budget to Date	2019 - 2023 Capital Improvement Program					Beyond	Project Total
				2019 Budget	2020	2021	2022	2023		
II-86	2167600	CSAH 81 - Replace Bridges #27007 and #27008 at Lowry Av	640,000	795,000	0	7,650,000	8,000,000	0	0	17,085,000
		Federal - Other - Roads	0	0	0	7,000,000	0	0	0	7,000,000
		Mn/DOT State Aid - Regular	640,000	795,000	0	650,000	8,000,000	0	0	10,085,000
II-88	2182300	CSAH 82 - Const multi-use trail fr county line to 2nd St	0	250,000	50,000	1,500,000	500,000	0	0	2,300,000
		Mn/DOT State Aid - Municipal	0	0	0	625,000	250,000	0	0	875,000
		Mn/DOT State Aid - Regular	0	250,000	0	625,000	250,000	0	0	1,125,000
		Excelsior	0	0	25,000	125,000	0	0	0	150,000
		Shorewood	0	0	25,000	125,000	0	0	0	150,000
II-90	2175900	CSAH 90 - Reconstruct CSAH 90 at TH 12	0	0	1,000,000	0	0	0	0	1,000,000
		State General Obligation Bonds	0	0	1,000,000	0	0	0	0	1,000,000
II-92	2161100	CSAH 92 - Participate in MnDOT's CSAH 92 reconst at TH 1	0	4,000,000	0	6,300,000	0	0	0	10,300,000
		State General Obligation Bonds	0	4,000,000	0	6,300,000	0	0	0	10,300,000
II-94	2141700	CSAH 94 - Reconst 29th Ave NE fr CSAH 88 to County Line	200,000	2,500,000	0	0	0	0	0	2,700,000
		Mn/DOT State Aid - Regular	200,000	2,500,000	0	0	0	0	0	2,700,000
II-96	2160600	CSAH 101 - Bridge Deck Replacement over TH 12	0	2,000,000	0	0	0	0	0	2,000,000
		Mn/DOT State Aid - Municipal	0	2,000,000	0	0	0	0	0	2,000,000
II-98	2991700	CSAH 101 - Reconst fr N of CSAH 62 to N of CSAH 3	25,737,000	500,000	0	0	0	0	0	26,237,000
		Property Tax	815,500	0	0	0	0	0	0	815,500
		Mn/DOT State Aid - Regular	2,115,252	500,000	0	0	0	0	0	2,615,252
		Mn/DOT Turnback Funds	18,677,738	0	0	0	0	0	0	18,677,738
		Minnetonka	3,976,436	0	0	0	0	0	0	3,976,436
		Other - Roads	152,074	0	0	0	0	0	0	152,074
II-100	2100700	CSAH 102 - Reconst Douglas Dr N fr TH 55 to CSAH 70	19,400,000	0	0	0	0	0	0	19,400,000
		Property Tax	803,265	0	0	0	0	0	0	803,265
		Bonds - GO Roads	200,000	0	0	0	0	0	0	200,000
		Mn/DOT State Aid - Regular	12,210,714	0	0	0	0	0	0	12,210,714
		Golden Valley	6,164,286	0	0	0	0	0	0	6,164,286
		Other - Roads	21,735	0	0	0	0	0	0	21,735
II-102	2923900	CSAH 103 - Reconst W Broadway fr 85th Ave N to 93rd Ave	29,840,000	6,500,000	0	0	0	0	0	36,340,000
		Bonds - GO Roads	1,250,000	0	0	0	0	0	0	1,250,000
		Mn/DOT State Aid - Regular	27,040,000	0	0	0	0	0	0	27,040,000
		Brooklyn Park	1,550,000	6,500,000	0	0	0	0	0	8,050,000
II-104	2051400	CSAH 103 - Reconst W Broadway fr Candlewood to CSAH 1	19,270,000	0	2,200,000	0	0	0	0	21,470,000
		Mn/DOT State Aid - Regular	16,394,000	0	0	0	0	0	0	16,394,000
		Brooklyn Park	2,876,000	0	2,200,000	0	0	0	0	5,076,000
II-106	2091101	CSAH 112 - Reconstruct Rd fr Willow to Wolf Pointe Tr	19,051,415	0	0	0	0	0	0	19,051,415
		Property Tax	50,000	0	0	0	0	0	0	50,000
		Bonds - GO Roads	160,000	0	0	0	0	0	0	160,000
		Mn/DOT State Aid - Municipal	859,400	0	0	0	0	0	0	859,400
		Mn/DOT State Aid - Regular	2,556,000	0	0	0	0	0	0	2,556,000
		Mn/DOT Turnback Funds	13,961,600	0	0	0	0	0	0	13,961,600
		Long Lake	1,351,000	0	0	0	0	0	0	1,351,000
		Orono	113,415	0	0	0	0	0	0	113,415

# Revenues by Project

NOTE: All Total and subtotal lines precede detail

Pg#	Project Number and Name	Revenue Category	Budget to Date	2019 - 2023 Capital Improvement Program					Beyond	Project Total
				2019 Budget	2020	2021	2022	2023		
II-108	2091102	CSAH 112 - Reconstruct Rd fr Wolf Pointe Tr to Wayzata Blv	10,747,000	1,603,000	0	0	0	0	0	12,350,000
		Bonds - GO Roads	120,000	0	0	0	0	0	0	120,000
		Mn/DOT State Aid - Municipal	227,000	293,000	0	0	0	0	0	520,000
		Mn/DOT State Aid - Regular	338,000	512,000	0	0	0	0	0	850,000
		Mn/DOT Turnback Funds	9,182,000	798,000	0	0	0	0	0	9,980,000
		Long Lake	780,000	0	0	0	0	0	0	780,000
		Orono	100,000	0	0	0	0	0	0	100,000
II-110	2091103	CSAH 112 - Reconstruct Rd fr CSAH 6 to Willow	2,304,000	0	12,448,000	0	0	0	0	14,752,000
		Mn/DOT State Aid - Municipal	0	0	30,000	0	0	0	0	30,000
		Mn/DOT State Aid - Regular	532,000	0	1,568,000	0	0	0	0	2,100,000
		Mn/DOT Turnback Funds	1,710,000	0	10,170,000	0	0	0	0	11,880,000
		Orono	62,000	0	580,000	0	0	0	0	642,000
		Other - Roads	0	0	100,000	0	0	0	0	100,000
II-112	2091800	CSAH 115 & CR 116 - Reconstr. fr TH 55 to Clydesdale	6,140,000	0	0	0	0	0	0	6,140,000
		Property Tax	65,000	0	0	0	0	0	0	65,000
		Bonds - GO Roads	3,253,070	0	0	0	0	0	0	3,253,070
		Federal - Other - Roads	549,013	0	0	0	0	0	0	549,013
		Mn/DOT State Aid - Regular	1,297,719	0	0	0	0	0	0	1,297,719
		State - Other - Roads	198,500	0	0	0	0	0	0	198,500
		Medina	776,698	0	0	0	0	0	0	776,698
II-114	2151900	CSAH 152 - Reconst Rd fr 49th Ave N to Bass Lk Rd	4,309,000	0	0	0	0	0	0	4,309,000
		Property Tax	140,000	0	0	0	0	0	0	140,000
		Mn/DOT State Aid - Regular	4,169,000	0	0	0	0	0	0	4,169,000
II-116	2111000	CSAH 152 - Reconst Rd fr CSAH 2 (Penn) to 41st Avenue N	250,000	1,300,000	8,868,000	7,000,000	2,340,000	0	0	19,758,000
		Federal - Other - Roads	0	0	7,000,000	0	0	0	0	7,000,000
		Mn/DOT State Aid - Regular	250,000	800,000	0	5,132,000	2,340,000	0	0	8,522,000
		Minneapolis	0	500,000	1,868,000	1,868,000	0	0	0	4,236,000
II-118	2174100	CSAH 152 - Reconst Osseo Rd fr CSAH 2 (Penn Ave) to 49th	0	200,000	550,000	1,750,000	0	4,000,000	4,000,000	10,500,000
		Mn/DOT State Aid - Regular	0	200,000	550,000	1,250,000	0	2,400,000	4,000,000	8,400,000
		Minneapolis	0	0	0	500,000	0	1,600,000	0	2,100,000
II-120	2090600	CSAH 152 - Participate in Brooklyn Blvd reconst Bass to 65	0	0	0	4,500,000	0	0	0	4,500,000
		Mn/DOT State Aid - Regular	0	0	0	4,500,000	0	0	0	4,500,000
II-122	2176500	CSAH 152 - Rehabilitate Osseo Rd Bridge #27152 over RR	0	100,000	0	2,100,000	0	0	0	2,200,000
		Mn/DOT State Aid - Regular	0	100,000	0	2,100,000	0	0	0	2,200,000
II-124	2143700	CSAH 204 - Reconst Rd within Fort Snelling Boundary	2,967,000	200,000	0	0	0	0	0	3,167,000
		Mn/DOT State Aid - Regular	335,000	200,000	0	0	0	0	0	535,000
		Mn/DOT Trunk Hwy Fund	24,000	0	0	0	0	0	0	24,000
		Other - Roads	2,608,000	0	0	0	0	0	0	2,608,000
II-126	2040800	CR 202 - Replace Bridge at Elm Creek	2,884,000	0	0	0	0	0	0	2,884,000
		Property Tax	150,000	0	0	0	0	0	0	150,000
		Bonds - GO Roads	556,800	0	0	0	0	0	0	556,800
		Fed-Bridge Repl & Rehab (BRRP)	2,027,200	0	0	0	0	0	0	2,027,200
		Dayton	150,000	0	0	0	0	0	0	150,000

# Revenues by Project

NOTE: All Total and subtotal lines precede detail

Pg#	Project Number and Name	Revenue Category	Budget to Date	2019 - 2023 Capital Improvement Program					Beyond	Project Total
				2019 Budget	2020	2021	2022	2023		
II-128	2155600 TH 252 Improvements from I-694 to TH 610		3,960,000	0	0	0	0	0	0	3,960,000
		Property Tax	300,000	0	0	0	0	0	0	300,000
		Bonds - GO Roads	720,000	0	0	0	0	0	0	720,000
		Mn/DOT State Aid - Regular	100,000	0	0	0	0	0	0	100,000
		State - Other - Roads	1,940,000	0	0	0	0	0	0	1,940,000
		Brooklyn Center	360,000	0	0	0	0	0	0	360,000
		Brooklyn Park	540,000	0	0	0	0	0	0	540,000
II-130	2167700 TH 252 / CSAH 109 85th Avenue N interchange		19,280,000	0	0	0	0	0	0	19,280,000
		Bonds - GO Roads	6,280,000	0	0	0	0	0	0	6,280,000
		Mn/DOT Trunk Hwy Fund	8,000,000	0	0	0	0	0	0	8,000,000
		Brooklyn Park	5,000,000	0	0	0	0	0	0	5,000,000
II-132	2155700 77th Street Underpass at TH 77 Cedar Avenue		6,000,000	0	0	0	0	0	0	6,000,000
		Bonds - GO Roads	6,000,000	0	0	0	0	0	0	6,000,000
II-134	2166200 Midtown Greenway Bikeway Safety Improvements		15,000	95,000	664,000	0	0	0	0	774,000
		Property Tax	15,000	95,000	0	0	0	0	0	110,000
		Federal - Other - Roads	0	0	531,000	0	0	0	0	531,000
		Other - Roads	0	0	133,000	0	0	0	0	133,000
II-136	2164400 Advanced Traffic Management System (ATMS)		6,664,000	5,500,000	5,086,000	3,500,000	2,500,000	0	0	23,250,000
		Bonds - GO Roads	5,166,000	5,500,000	3,326,000	3,500,000	2,500,000	0	0	19,992,000
		Federal - Other - Roads	1,498,000	0	1,760,000	0	0	0	0	3,258,000
II-138	2166100 Pedestrian Crossing Improvements at various locations		25,000	100,000	597,000	0	0	0	0	722,000
		Federal - Other - Roads	0	0	477,000	0	0	0	0	477,000
		Mn/DOT State Aid - Regular	25,000	100,000	120,000	0	0	0	0	245,000
II-140	2999961 Maple Grove R of W Acquisition Reimbursement (CP 9635)		67,345	40,000	40,000	40,000	40,000	40,000	40,000	307,345
		Property Tax	67,345	40,000	40,000	40,000	40,000	40,000	40,000	307,345
II-142	2999971 Bottineau LRT Partnership Participation		1,000,000	0	0	4,950,000	2,300,000	0	0	8,250,000
		Bonds - GO Roads	1,000,000	0	0	4,950,000	2,300,000	0	0	8,250,000
II-144	2999968 Southwest LRT Partnership Participation		5,600,000	0	0	0	0	0	0	5,600,000
		Bonds - GO Roads	5,600,000	0	0	0	0	0	0	5,600,000
II-146	2183300 Safety and Asset Management 2019-2023		0	4,750,000	4,750,000	4,750,000	4,750,000	4,750,000	0	23,750,000
		Property Tax	0	200,000	200,000	200,000	200,000	200,000	0	1,000,000
		Bonds - GO Roads	0	4,350,000	4,350,000	4,350,000	4,350,000	4,350,000	0	21,750,000
		Mn/DOT State Aid - Regular	0	200,000	200,000	200,000	200,000	200,000	0	1,000,000
II-148	2183500 Cost Participation and Partnerships 2019-2023		0	3,805,000	3,900,000	3,900,000	3,900,000	3,900,000	0	19,405,000
		Property Tax	0	800,000	895,000	895,000	895,000	895,000	0	4,380,000
		Bonds - GO Roads	0	200,000	200,000	200,000	200,000	200,000	0	1,000,000
		Mn/DOT State Aid - Regular	0	2,805,000	2,805,000	2,805,000	2,805,000	2,805,000	0	14,025,000
II-150	2183400 Project Delivery 2019-2023		0	650,000	650,000	650,000	650,000	650,000	0	3,250,000
		Property Tax	0	150,000	150,000	150,000	150,000	150,000	0	750,000
		Mn/DOT State Aid - Regular	0	500,000	500,000	500,000	500,000	500,000	0	2,500,000
	<b>Transportation Provisional (excluded from Public Works Total)</b>		<b>111,000</b>	<b>0</b>	<b>0</b>	<b>0</b>	<b>0</b>	<b>0</b>	<b>0</b>	<b>205,062,000</b>
II-152	2181200 CSAH 1 - Rehab Bridge #27542 over Mn River Bluffs LRT Tr		0	0	0	0	0	0	2,320,000	2,320,000
II-154	2974600 CSAH 3 - Reconst Rd fr Meadowbrook to W of Louisiana Av		0	0	0	0	0	0	9,234,000	9,234,000
II-156	2155002 CSAH 3 - Reconstruct Lake St at Hiawatha Ave (TH 55)		0	0	0	0	0	0	7,200,000	7,200,000
II-158	2181300 CSAH 4 - Replace Bridge #27502 over TC&W Rail		0	0	0	0	0	0	6,950,000	6,950,000

# Revenues by Project

NOTE: All Total and subtotal lines precede detail

Pg#	Project Number and Name	Revenue Category	Budget to Date	2019 - 2023 Capital Improvement Program					Beyond	Project Total
				2019 Budget	2020	2021	2022	2023		
II-160	2165300	CSAH 9 - Rockford Rd interchange at I-494 in Plymouth	111,000	0	0	0	0	0	2,000,000	2,111,000
II-162	2172700	CSAH 9 - Reconstruct 42nd Ave fr BNSF Rail to W Broadwa	0	0	0	0	0	0	2,014,000	2,014,000
II-164	2181400	CSAH 10 - Replace Bridge #90462 over Rush Creek	0	0	0	0	0	0	2,090,000	2,090,000
II-166	2181900	CSAH 19 - Construct sidewalk fr Manitou Rd to Excelsior Pk	0	0	0	0	0	0	1,200,000	1,200,000
II-168	2984500	CSAH 23 - Reconst Marshall St fr 10th Ave SE to 27th SE	0	0	0	0	0	0	18,012,000	18,012,000
II-170	2181600	CSAH 31 - Replace Bridge #90489 over Minnehaha Creek	0	0	0	0	0	0	4,630,000	4,630,000
II-172	2142200	CSAH 32 - Reconst Penn Ave S fr 88th St to American Blvd	0	0	0	0	0	0	20,748,000	20,748,000
II-174	2173400	CSAH 35 - Reconst Portland Ave S fr 66th St to TH 62	0	0	0	0	0	0	6,232,000	6,232,000
II-176	2167301	CSAH 36 & 37- Enhance bicycle facility fr I-35W to Oak St S	0	0	0	0	0	0	2,000,000	2,000,000
II-178	2122701	CSAH 66 - Participate in project fr Regent Ave to Bonnie Ln	0	0	0	0	0	0	1,100,000	1,100,000
II-180	2182200	CSAH 81 - Const multi-use trail fr 85th Ave to 1st Ave NW	0	0	0	0	0	0	1,000,000	1,000,000
II-182	2101800	CSAH 101 - Participate in Brockton fr CR 117 to CSAH 81	0	0	0	0	0	0	11,000,000	11,000,000
II-184	2173800	CSAH 103 - Expand Winnetka Ave fr 101st Ave N to 109th	0	0	0	0	0	0	13,072,000	13,072,000
II-186	2181700	CSAH 121 - Replace Bridge #90617 over Rush Creek	0	0	0	0	0	0	2,090,000	2,090,000
II-188	2182500	CSAH 121 - Reconstruct Fernbrook Ln at Pineview Ln	0	0	0	0	0	0	630,000	630,000
II-190	2182900	CSAH 130 - Participate in Brooklyn Blvd reconst at TH 169	0	0	0	0	0	0	3,000,000	3,000,000
II-192	2181800	CSAH 146 - Replace Bridge #90623 over Luce Line Trail	0	0	0	0	0	0	8,110,000	8,110,000
II-194	2021000	CSAH 150 - Construct Fletcher Bypass to CSAH 81	0	0	0	0	0	0	7,200,000	7,200,000
II-196	2176400	CSAH 152 - Replace Bridge #91333 over Bassett Creek	0	0	0	0	0	0	5,790,000	5,790,000
II-198	2140800	CSAH 153 - Reconst Lowry Ave fr Marshall St to Washington	0	0	0	0	0	0	9,918,000	9,918,000
II-200	2140900	CSAH 153 - Reconst Lowry Ave fr Washington NE to Johnsc	0	0	0	0	0	0	12,996,000	12,996,000
II-202	2142400	CSAH 156 - Reconst Winnetka fr TH 55 to Medicine Lk Rd	0	0	0	0	0	0	17,670,000	17,670,000
II-204	2174300	CSAH 158 Vernon Ave - Reconst fr 53rd St to TH 100	0	0	0	0	0	0	8,246,000	8,246,000
II-206	2176600	CSAH 158 - Replace Bridge #4510 over CP Rail	0	0	0	0	0	0	16,940,000	16,940,000
II-208	2181500	CR 26 - Replace Bridge #90627 over Painter Creek	0	0	0	0	0	0	1,670,000	1,670,000
		<b>Transportation Facilities</b>	<b>3,300,000</b>	<b>5,117,000</b>	<b>2,887,000</b>	<b>0</b>	<b>0</b>	<b>0</b>	<b>0</b>	<b>11,304,000</b>
II-210	1005639	PW Medina Communications Consolidation	3,000,000	2,000,000	0	0	0	0	0	5,000,000
		Bonds - GO	3,000,000	2,000,000	0	0	0	0	0	5,000,000
II-212	1005640	PW Medina Office Remodeling	300,000	2,887,000	2,887,000	0	0	0	0	6,074,000
		Bonds - GO	300,000	2,887,000	2,887,000	0	0	0	0	6,074,000
II-214	1006385	PW Fuel Tank Replacements	0	230,000	0	0	0	0	0	230,000
		Enterprise Income	0	230,000	0	0	0	0	0	230,000
		<b>Transportation Sales Tax &amp; Development</b>	<b>150,000,000</b>	<b>252,076,000</b>	<b>312,565,000</b>	<b>287,305,086</b>	<b>124,861,000</b>	<b>21,168,000</b>	<b>0</b>	<b>1,147,975,086</b>
II-216	1005876	HC Southwest Light Rail Transit	100,000,000	213,846,000	147,737,000	90,641,000	36,361,000	4,368,000	0	592,953,000
		Transpo Sales & Use Tax	0	74,770,000	39,172,000	18,135,914	10,000,000	4,368,000	0	146,445,914
		Bonds - Revenue	100,000,000	139,076,000	108,565,000	72,505,086	26,361,000	0	0	446,507,086
II-218	1005877	HC Bottineau Light Rail Transit	36,000,000	35,000,000	159,000,000	194,800,000	88,500,000	16,800,000	0	530,100,000
		Transpo Sales & Use Tax	0	8,000,000	30,000,000	40,000,000	50,000,000	16,800,000	0	144,800,000
		Bonds - Revenue	36,000,000	27,000,000	129,000,000	154,800,000	38,500,000	0	0	385,300,000
II-220	1005878	HC Bus Rapid Transit	14,000,000	3,230,000	5,828,000	1,864,086	0	0	0	24,922,086
		Transpo Sales & Use Tax	0	17,230,000	5,828,000	1,864,086	0	0	0	24,922,086
		Bonds - Revenue	14,000,000	(14,000,000)	0	0	0	0	0	0

# Revenues by Project

NOTE: All Total and subtotal lines precede detail

Pg#	Project Number and Name	Revenue Category	Budget to Date	2019 - 2023 Capital Improvement Program					Beyond	Project Total
				2019 Budget	2020	2021	2022	2023		
	<b>Community Works</b>		<b>21,353,999</b>	<b>850,000</b>	<b>5,400,000</b>	<b>8,079,000</b>	<b>5,550,000</b>	<b>4,246,000</b>	<b>2,900,000</b>	<b>48,378,999</b>
II-222	1001560 Penn Avenue Community Works		2,853,000	600,000	2,400,000	2,200,000	0	0	0	8,053,000
		Property Tax	1,933,000	400,000	750,000	400,000	0	0	0	3,483,000
		Bonds - GO	0	200,000	1,650,000	1,800,000	0	0	0	3,650,000
		State - Other	600,000	0	0	0	0	0	0	600,000
		Other	320,000	0	0	0	0	0	0	320,000
II-224	0031805 Southwest LRT Community Works		9,848,999	250,000	500,000	1,579,000	2,750,000	1,646,000	0	16,573,999
		Bonds - GO	7,950,000	250,000	500,000	1,000,000	1,643,000	1,646,000	0	12,989,000
		Federal - Other	800,000	0	0	0	0	0	0	800,000
		Other	1,098,999	0	0	579,000	1,107,000	0	0	2,784,999
II-226	1002318 Bottineau LRT Community Works		4,435,000	0	1,800,000	3,000,000	2,600,000	2,400,000	0	14,235,000
		Property Tax	1,235,000	0	0	1,000,000	300,000	0	0	2,535,000
		Bonds - GO	2,600,000	0	1,800,000	2,000,000	2,300,000	2,400,000	0	11,100,000
		Other	600,000	0	0	0	0	0	0	600,000
II-228	0031720 Community Works Corridor Planning		1,342,000	0	200,000	0	200,000	0	250,000	1,992,000
		Property Tax	1,092,000	0	200,000	0	200,000	0	250,000	1,742,000
		State - Other	250,000	0	0	0	0	0	0	250,000
II-230	1004499 Business District Initiatives		200,000	0	0	200,000	0	200,000	0	600,000
		Property Tax	200,000	0	0	200,000	0	200,000	0	600,000
II-232	1001648 Lowry Avenue NE Community Works		1,675,000	0	500,000	1,100,000	0	0	2,650,000	5,925,000
		Property Tax	325,000	0	0	0	0	0	0	325,000
		Bonds - GO	1,000,000	0	500,000	1,100,000	0	0	2,650,000	5,250,000
		State - Other	350,000	0	0	0	0	0	0	350,000
II-234	1002195 Economic Development Infrastructure Fund		1,000,000	0	0	0	0	0	0	1,000,000
		Property Tax	1,000,000	0	0	0	0	0	0	1,000,000
	<b>Environment &amp; Energy</b>		<b>27,596,000</b>	<b>12,176,000</b>	<b>9,075,000</b>	<b>7,795,000</b>	<b>5,550,000</b>	<b>5,400,000</b>	<b>0</b>	<b>67,592,000</b>
II-236	1002150 HERC Pres & Improvements 2016-2020		23,826,000	10,000,000	5,000,000	0	0	0	0	38,826,000
		Bonds - GO Enterprise	23,826,000	10,000,000	5,000,000	0	0	0	0	38,826,000
II-238	1006390 HERC Facility Preservation & Improvement 2021-2025		0	0	0	5,000,000	5,000,000	5,000,000	0	15,000,000
		Bonds - GO Enterprise	0	0	0	5,000,000	5,000,000	5,000,000	0	15,000,000
II-240	1003375 Energy Center Improvement 2016-2020		2,500,000	1,675,000	1,675,000	0	0	0	0	5,850,000
		Bonds - GO Enterprise	2,500,000	1,675,000	1,675,000	0	0	0	0	5,850,000
II-242	1006391 Energy Center Improvements 2021-2025		0	0	0	595,000	150,000	0	0	745,000
		Enterprise Income	0	0	0	595,000	150,000	0	0	745,000
II-244	1005576 Lake Mntka Hendrickson Seawall Channel Replacement		770,000	351,000	0	0	0	0	0	1,121,000
		Bonds - GO	770,000	351,000	0	0	0	0	0	1,121,000
II-246	1002151 Transfer Station Pres 2016-2020		500,000	150,000	400,000	0	0	0	0	1,050,000
		Enterprise Income	500,000	150,000	400,000	0	0	0	0	1,050,000
II-248	1006392 Transfer Station Facility Preservation 2021-2025		0	0	0	200,000	400,000	400,000	0	1,000,000
		Enterprise Income	0	0	0	200,000	400,000	400,000	0	1,000,000
II-250	1005188 Organics Tipping and Loading Expansion		0	0	2,000,000	2,000,000	0	0	0	4,000,000
		Bonds - GO Enterprise	0	0	2,000,000	2,000,000	0	0	0	4,000,000



# Revenues by Project

NOTE: All Total and subtotal lines precede detail

Pg#	Project Number and Name	Revenue Category	Budget to Date	2019 - 2023 Capital Improvement Program					Beyond	Project Total
				2019 Budget	2020	2021	2022	2023		
<b>PUBLIC SAFETY</b>			<b>11,984,000</b>	<b>19,705,000</b>	<b>15,762,000</b>	<b>19,737,000</b>	<b>9,700,000</b>	<b>12,750,000</b>	<b>0</b>	<b>89,638,000</b>
<b>Public Safety Administration &amp; Integration</b>			<b>1,992,000</b>	<b>996,000</b>	<b>1,096,000</b>	<b>4,450,000</b>	<b>0</b>	<b>0</b>	<b>0</b>	<b>8,534,000</b>
III-2	1004451	Emergency Communications ARMER System Upgrade	1,992,000	996,000	996,000	0	0	0	0	3,984,000
		Bonds - GO	1,992,000	996,000	996,000	0	0	0	0	3,984,000
III-4	1006386	Emergency Management Outdoor Warning Sirens Upgrade	0	0	100,000	4,450,000	0	0	0	4,550,000
		Property Tax	0	0	100,000	0	0	0	0	100,000
		Bonds - GO	0	0	0	4,450,000	0	0	0	4,450,000
<b>District Court</b>			<b>2,585,000</b>	<b>5,675,000</b>	<b>5,686,000</b>	<b>4,052,000</b>	<b>3,500,000</b>	<b>3,500,000</b>	<b>0</b>	<b>24,998,000</b>
III-6	1003244	JJC Hearing Room Modifications	792,000	0	611,000	552,000	0	0	0	1,955,000
		Bonds - GO	792,000	0	611,000	552,000	0	0	0	1,955,000
III-8	1002161	Courtroom Communications Syst Refurb 2016-2020	1,793,000	850,000	0	0	0	0	0	2,643,000
		Bonds - GO	1,793,000	850,000	0	0	0	0	0	2,643,000
III-10	1006378	District Court Digital Evidence Technology	0	3,250,000	3,500,000	3,500,000	3,500,000	3,500,000	0	17,250,000
		Bonds - GO	0	1,250,000	1,500,000	1,500,000	1,500,000	1,500,000	0	7,250,000
		State - Other	0	2,000,000	2,000,000	2,000,000	2,000,000	2,000,000	0	10,000,000
III-12	1006388	HCGC C-3 Courtroom Remodel	0	1,575,000	1,575,000	0	0	0	0	3,150,000
		Bonds - GO	0	1,575,000	1,575,000	0	0	0	0	3,150,000
<b>Community Corrections &amp; Rehabilitation</b>			<b>4,199,000</b>	<b>9,834,000</b>	<b>7,780,000</b>	<b>11,235,000</b>	<b>4,200,000</b>	<b>9,250,000</b>	<b>0</b>	<b>46,498,000</b>
III-14	1004410	DOCCR Detention Lockset System Replacements	2,150,000	3,575,000	0	0	0	0	0	5,725,000
		Bonds - GO	2,150,000	3,575,000	0	0	0	0	0	5,725,000
III-16	1002292	DOCCR Office Safety Audit Modifications	1,100,000	0	300,000	0	0	0	0	1,400,000
		Bonds - GO	1,000,000	0	300,000	0	0	0	0	1,300,000
		State - Other	100,000	0	0	0	0	0	0	100,000
III-18	1005167	ACF Men's Steel Bunk Replacement	949,000	859,000	0	0	0	0	0	1,808,000
		Bonds - GO	949,000	859,000	0	0	0	0	0	1,808,000
III-20	1006380	DOCCR ACF Asset Protection 2019-2025	0	4,000,000	4,000,000	4,000,000	2,000,000	1,000,000	0	15,000,000
		Bonds - GO	0	4,000,000	4,000,000	4,000,000	2,000,000	1,000,000	0	15,000,000
III-22	1005168	ACF Program Services Remodel	0	0	230,000	4,035,000	0	0	0	4,265,000
		Property Tax	0	0	230,000	0	0	0	0	230,000
		Bonds - GO	0	0	0	4,035,000	0	0	0	4,035,000
III-24	1006379	DOCCR CHS Asset Protection 2019-2025	0	1,400,000	3,250,000	3,200,000	2,000,000	1,550,000	0	11,400,000
		Bonds - GO	0	1,400,000	3,250,000	3,200,000	2,000,000	1,550,000	0	11,400,000
III-26	0031843	ACF Women's Section Expansion	0	0	0	0	200,000	6,700,000	0	6,900,000
		Property Tax	0	0	0	0	200,000	0	0	200,000
		Bonds - GO	0	0	0	0	0	6,700,000	0	6,700,000
<b>Sheriff's Office</b>			<b>3,208,000</b>	<b>3,200,000</b>	<b>1,200,000</b>	<b>0</b>	<b>2,000,000</b>	<b>0</b>	<b>0</b>	<b>9,608,000</b>
III-28	1003387	Sheriff's Jail Management System Replacement	1,200,000	1,000,000	0	0	0	0	0	2,200,000
		Bonds - GO	1,200,000	1,000,000	0	0	0	0	0	2,200,000
III-30	1001654	Sheriff's Enforcement Services Div HQ Facility Mods	750,000	1,200,000	1,200,000	0	0	0	0	3,150,000
		Bonds - GO	750,000	1,200,000	1,200,000	0	0	0	0	3,150,000
III-32	1006537	Sheriff's Water Patrol Facility Modifications	0	1,000,000	0	0	0	0	0	1,000,000
		Bonds - GO	0	1,000,000	0	0	0	0	0	1,000,000
III-34	0031775	Sheriff's Crime Lab Expansion/Remodeling	1,258,000	0	0	0	2,000,000	0	0	3,258,000
		Bonds - GO	1,258,000	0	0	0	2,000,000	0	0	3,258,000

# Revenues by Project

NOTE: All Total and subtotal lines precede detail

Pg#	Project Number and Name	Revenue Category	Budget to Date	2019 - 2023 Capital Improvement Program					Beyond	Project Total
				2019 Budget	2020	2021	2022	2023		
<b>HEALTH</b>			<b>119,907,500</b>	<b>38,000,000</b>	<b>88,444,500</b>	<b>33,088,000</b>	<b>31,000,000</b>	<b>10,000,000</b>	<b>0</b>	<b>320,440,000</b>
<b>North Point Health &amp; Wellness Center</b>			<b>47,600,000</b>	<b>10,000,000</b>	<b>10,000,000</b>	<b>0</b>	<b>0</b>	<b>0</b>	<b>0</b>	<b>67,600,000</b>
IV-2	0031735	North Minneapolis Community Wellness Center	47,600,000	10,000,000	10,000,000	0	0	0	0	67,600,000
		Property Tax	100,000	0	0	0	0	0	0	100,000
		Bonds - GO	47,500,000	10,000,000	10,000,000	0	0	0	0	67,500,000
<b>Medical Examiner</b>			<b>26,307,500</b>	<b>0</b>	<b>23,444,500</b>	<b>3,088,000</b>	<b>0</b>	<b>0</b>	<b>0</b>	<b>52,840,000</b>
IV-4	1002306	New Regional Medical Examiner's Facility	26,307,500	0	23,444,500	3,088,000	0	0	0	52,840,000
		Bonds - GO	12,591,250	0	9,756,870	3,088,000	0	0	0	25,436,120
		State - Other	13,716,250	0	4,786,750	0	0	0	0	18,503,000
		Other	0	0	8,900,880	0	0	0	0	8,900,880
<b>Medical Center</b>			<b>46,000,000</b>	<b>28,000,000</b>	<b>55,000,000</b>	<b>30,000,000</b>	<b>31,000,000</b>	<b>10,000,000</b>	<b>0</b>	<b>200,000,000</b>
IV-6	1002163	Medical Center Asset Preservation 2016-2020	24,000,000	10,000,000	10,000,000	10,000,000	10,000,000	10,000,000	0	74,000,000
		Bonds - GO	24,000,000	10,000,000	10,000,000	10,000,000	10,000,000	10,000,000	0	74,000,000
IV-8	1002293	Surgery Center Expansion & Relocation	19,000,000	15,000,000	25,000,000	0	0	0	0	59,000,000
		Bonds - GO	19,000,000	15,000,000	25,000,000	0	0	0	0	59,000,000
IV-10	1001170	Medical Center Inpatient Bed Consolidation	3,000,000	3,000,000	20,000,000	20,000,000	21,000,000	0	0	67,000,000
		Bonds - GO	3,000,000	3,000,000	20,000,000	20,000,000	21,000,000	0	0	67,000,000
<b>HUMAN SERVICES &amp; PUBLIC HEALTH</b>			<b>56,900,000</b>	<b>20,980,000</b>	<b>0</b>	<b>0</b>	<b>0</b>	<b>0</b>	<b>0</b>	<b>77,880,000</b>
V-2	1005173	1800 Chicago Intake/Triage Center	500,000	7,490,000	0	0	0	0	0	7,990,000
		Bonds - GO	500,000	2,490,000	0	0	0	0	0	2,990,000
		State - Other	0	5,000,000	0	0	0	0	0	5,000,000
V-4	1006383	Mental Health Stabilization Center	200,000	12,800,000	0	0	0	0	0	13,000,000
		Property Tax	200,000	0	0	0	0	0	0	200,000
		Bonds - GO	0	12,800,000	0	0	0	0	0	12,800,000
V-6	1001597	HSPHD South Minneapolis Regional Service Center	56,200,000	690,000	0	0	0	0	0	56,890,000
		Bonds - GO	29,600,000	0	0	0	0	0	0	29,600,000
		Other	9,000,000	690,000	0	0	0	0	0	9,690,000
		Transfer from other Funds	17,600,000	0	0	0	0	0	0	17,600,000
<b>OPERATIONS</b>			<b>159,591,200</b>	<b>50,367,000</b>	<b>78,340,971</b>	<b>56,686,536</b>	<b>21,356,297</b>	<b>17,542,008</b>	<b>12,742,000</b>	<b>396,626,012</b>
<b>Library</b>			<b>11,868,000</b>	<b>23,305,000</b>	<b>42,932,000</b>	<b>37,149,000</b>	<b>6,135,000</b>	<b>6,170,000</b>	<b>12,742,000</b>	<b>140,301,000</b>
VI-4	1001787	Eden Prairie Library Refurbishment	3,158,000	8,906,000	0	0	0	0	0	12,064,000
		Bonds - GO	3,158,000	8,906,000	0	0	0	0	0	12,064,000
VI-6	1005259	New Southdale Library	1,000,000	7,500,000	28,000,000	13,400,000	0	0	0	49,900,000
		Property Tax	200,000	0	0	0	0	0	0	200,000
		Bonds - GO	800,000	7,500,000	28,000,000	13,400,000	0	0	0	49,700,000
VI-8	1004474	North Regional Library Refurbishment	791,000	1,309,000	6,900,000	0	0	0	0	9,000,000
		Bonds - GO	791,000	1,309,000	6,900,000	0	0	0	0	9,000,000
VI-10	1004466	Franklin Library Interior Modifications	0	1,710,000	0	0	0	0	0	1,710,000
		Bonds - GO	0	1,710,000	0	0	0	0	0	1,710,000
VI-12	1002168	Library Facility Preservation 2016-2020	3,500,000	3,500,000	4,000,000	0	0	0	0	11,000,000
		Property Tax	350,000	0	0	0	0	0	0	350,000
		Bonds - GO	3,150,000	3,500,000	4,000,000	0	0	0	0	10,650,000
VI-14	1006394	Library Facility Preservation 2021-2025	0	0	0	4,000,000	4,000,000	4,000,000	0	12,000,000
		Bonds - GO	0	0	0	4,000,000	4,000,000	4,000,000	0	12,000,000

# Revenues by Project

NOTE: All Total and subtotal lines precede detail

Pg#	Project Number and Name	Revenue Category	Budget to Date	2019 - 2023 Capital Improvement Program					Beyond	Project Total
				2019 Budget	2020	2021	2022	2023		
VI-16	1002169	Library Equipment Replacement 2016-2020	3,304,000	0	1,842,000	0	0	0	0	5,146,000
		Property Tax	300,000	0	0	0	0	0	0	300,000
		Bonds - GO	3,004,000	0	1,842,000	0	0	0	0	4,846,000
VI-18	1006403	Library Equipment Replacement 2021-2025	0	0	0	2,037,000	0	0	0	2,037,000
		Bonds - GO	0	0	0	2,037,000	0	0	0	2,037,000
VI-20	1006381	Rockford Road Library Asset Protection	0	0	775,000	3,950,000	0	0	0	4,725,000
		Bonds - GO	0	0	775,000	3,950,000	0	0	0	4,725,000
VI-22	1004468	Westonka Library Replacement	0	200,000	905,000	6,225,000	0	0	0	7,330,000
		Property Tax	0	200,000	0	0	0	0	0	200,000
		Bonds - GO	0	0	905,000	6,225,000	0	0	0	7,130,000
VI-24	1004476	Sumner Library Refurbishment	0	90,000	138,000	3,662,000	0	0	0	3,890,000
		Bonds - GO	0	90,000	138,000	3,662,000	0	0	0	3,890,000
VI-26	1004469	East Lake Library Refurbishment	0	90,000	282,000	3,535,000	0	0	0	3,907,000
		Bonds - GO	0	90,000	282,000	3,535,000	0	0	0	3,907,000
VI-28	1004464	Linden Hills Library Refurbishment	0	0	90,000	340,000	1,785,000	0	0	2,215,000
		Bonds - GO	0	0	90,000	340,000	1,785,000	0	0	2,215,000
VI-30	1006387	Augsburg Park Library Asset Protection	0	0	0	0	350,000	1,600,000	0	1,950,000
		Bonds - GO	0	0	0	0	350,000	1,600,000	0	1,950,000
VI-32	1001788	Brookdale Library Refurbishment	115,000	0	0	0	0	570,000	12,742,000	13,427,000
		Bonds - GO	115,000	0	0	0	0	570,000	12,742,000	13,427,000
		<b>Information Technology</b>	<b>3,520,000</b>	<b>1,500,000</b>	<b>1,500,000</b>	<b>1,500,000</b>	<b>1,500,000</b>	<b>1,500,000</b>	<b>0</b>	<b>11,020,000</b>
VI-34	1002166	IT Community Connectivity 2016-2020	3,520,000	1,500,000	1,500,000	0	0	0	0	6,520,000
		Bonds - GO	3,520,000	1,500,000	1,500,000	0	0	0	0	6,520,000
VI-36	1006393	IT Community Connectivity 2021-2025	0	0	0	1,500,000	1,500,000	1,500,000	0	4,500,000
		Bonds - GO	0	0	0	1,500,000	1,500,000	1,500,000	0	4,500,000
		<b>Facility Services</b>	<b>125,420,000</b>	<b>23,329,000</b>	<b>26,250,000</b>	<b>17,371,000</b>	<b>13,100,000</b>	<b>9,200,000</b>	<b>0</b>	<b>214,670,000</b>
VI-38	1002153	Environmental Health & Safety 2016 - 2020	1,050,000	450,000	450,000	0	0	0	0	1,950,000
		Property Tax	750,000	450,000	450,000	0	0	0	0	1,650,000
		Bonds - GO	300,000	0	0	0	0	0	0	300,000
VI-40	1006395	Environmental Health & Safety 2021 - 2025	0	0	0	500,000	500,000	500,000	0	1,500,000
		Property Tax	0	0	0	500,000	500,000	500,000	0	1,500,000
VI-42	1005192	HCGC Elevator & Escalator Modernization	3,702,000	3,998,000	2,000,000	1,950,000	1,950,000	0	0	13,600,000
		Bonds - GO	3,702,000	3,998,000	2,000,000	1,950,000	1,950,000	0	0	13,600,000
VI-44	1000874	Government Center Rehabilitation	18,634,000	4,000,000	4,000,000	4,366,000	2,000,000	0	0	33,000,000
		Bonds - GO	18,634,000	4,000,000	4,000,000	4,366,000	2,000,000	0	0	33,000,000
VI-46	1005176	Countywide Energy Conservation 2016-2020	2,000,000	1,500,000	1,500,000	0	0	0	0	5,000,000
		Bonds - GO	2,000,000	1,500,000	1,500,000	0	0	0	0	5,000,000
VI-48	1006396	Countywide Energy Conservation 2021-2025	0	0	0	2,000,000	2,000,000	2,000,000	0	6,000,000
		Bonds - GO	0	0	0	2,000,000	2,000,000	2,000,000	0	6,000,000
VI-50	1002155	Building Automation System Upgrades 2016-2020	0	2,000,000	2,000,000	0	0	0	0	4,000,000
		Property Tax	0	200,000	200,000	0	0	0	0	400,000
		Bonds - GO	0	1,800,000	1,800,000	0	0	0	0	3,600,000

# Revenues by Project

NOTE: All Total and subtotal lines precede detail

Pg#	Project Number and Name	Revenue Category	Budget to Date	2019 - 2023 Capital Improvement Program					Beyond	Project Total
				2019 Budget	2020	2021	2022	2023		
VI-52	1006398	Building Automation System Upgrades 2021-2025	0	0	0	1,600,000	1,000,000	1,000,000	0	3,600,000
		Property Tax	0	0	0	160,000	100,000	100,000	0	360,000
		Bonds - GO	0	0	0	1,440,000	900,000	900,000	0	3,240,000
VI-54	1002154	Facility Preservation 2016-2020	9,000,000	3,000,000	3,500,000	0	0	0	0	15,500,000
		Property Tax	100,000	0	0	0	0	0	0	100,000
		Bonds - GO	8,900,000	3,000,000	3,500,000	0	0	0	0	15,400,000
VI-56	1006397	Facility Preservation 2021-2025	0	0	0	4,000,000	4,000,000	4,000,000	0	12,000,000
		Bonds - GO	0	0	0	4,000,000	4,000,000	4,000,000	0	12,000,000
VI-58	1004461	1800 Chicago Infrastructure Replacements	6,959,000	1,501,000	1,500,000	0	0	0	0	9,960,000
		Bonds - GO	6,959,000	1,501,000	1,500,000	0	0	0	0	9,960,000
VI-60	1002159	701 Building Facility Preservation 2016-2020	4,200,000	2,000,000	1,000,000	0	0	0	0	7,200,000
		Bonds - GO	1,905,000	1,500,000	500,000	0	0	0	0	3,905,000
		Lease Revenues	2,295,000	500,000	500,000	0	0	0	0	3,295,000
VI-62	1006400	701 Building Facility Preservation 2021-2025	0	0	0	750,000	750,000	750,000	0	2,250,000
		Bonds - GO	0	0	0	750,000	750,000	750,000	0	2,250,000
VI-64	1005285	701 Building Facade Restoration	0	0	3,000,000	0	0	0	0	3,000,000
		Bonds - GO	0	0	3,000,000	0	0	0	0	3,000,000
VI-66	1002242	Countywide Security Systems & Equipment	6,000,000	4,000,000	3,950,000	1,355,000	0	0	0	15,305,000
		Property Tax	400,000	1,000,000	950,000	250,000	0	0	0	2,600,000
		Bonds - GO	5,200,000	3,000,000	3,000,000	1,105,000	0	0	0	12,305,000
		State - Other	400,000	0	0	0	0	0	0	400,000
VI-68	1002156	Accessibility Modifications 2016-2020	390,000	250,000	250,000	0	0	0	0	890,000
		Property Tax	195,000	50,000	50,000	0	0	0	0	295,000
		Bonds - GO	195,000	200,000	200,000	0	0	0	0	595,000
VI-70	1006401	Accessibility Modifications 2021-2025	0	0	0	450,000	450,000	450,000	0	1,350,000
		Property Tax	0	0	0	100,000	100,000	100,000	0	300,000
		Bonds - GO	0	0	0	350,000	350,000	350,000	0	1,050,000
VI-72	1002158	Carpet Replacement Program 2016-2020	2,235,000	280,000	200,000	0	0	0	0	2,715,000
		Property Tax	300,000	280,000	200,000	0	0	0	0	780,000
		Bonds - GO	1,935,000	0	0	0	0	0	0	1,935,000
VI-74	1006399	Carpet Replacement Program 2021-2025	0	0	0	200,000	200,000	200,000	0	600,000
		Property Tax	0	0	0	200,000	200,000	200,000	0	600,000
VI-76	1006382	City Hall/Courthouse 3rd Floor Space Modifications	0	250,000	2,750,000	0	0	0	0	3,000,000
		Bonds - GO	0	250,000	2,750,000	0	0	0	0	3,000,000
VI-78	1006554	County-wide Mother's Room Refurbishments	0	100,000	150,000	200,000	250,000	300,000	0	1,000,000
		Bonds - GO	0	100,000	150,000	200,000	250,000	300,000	0	1,000,000
VI-80	1004483	Downtown Office Space Expansion	71,250,000	0	0	0	0	0	0	71,250,000
		Property Tax	250,000	0	0	0	0	0	0	250,000
		Bonds - GO	71,000,000	0	0	0	0	0	0	71,000,000

# Revenues by Project

NOTE: All Total and subtotal lines precede detail

Pg#	Project Number and Name	Revenue Category	Budget to Date	2019 - 2023 Capital Improvement Program					Beyond	Project Total
				2019 Budget	2020	2021	2022	2023		
	<b>Municipal Building Commission</b>		<b>18,783,200</b>	<b>2,233,000</b>	<b>7,658,971</b>	<b>666,536</b>	<b>621,297</b>	<b>672,008</b>	<b>0</b>	<b>30,635,012</b>
VI-82	0031317	MBC Life/Safety Improvements	5,434,000	0	120,226	92,056	103,377	74,008	0	5,823,667
		Property Tax	767,000	0	0	0	0	0	0	767,000
		Bonds - GO	4,667,000	0	120,226	92,056	103,377	74,008	0	5,056,667
VI-84	1006502	MBC Safety Improvements Non-stage Work Areas	0	1,033,000	2,704,545	0	0	0	0	3,737,545
		Bonds - GO	0	1,033,000	2,704,545	0	0	0	0	3,737,545
VI-86	0031483	MBC Mechanical Systems Upgrades	9,784,200	0	0	324,480	517,920	598,000	0	11,224,600
		Property Tax	75,000	0	0	0	0	0	0	75,000
		Bonds - GO	9,709,200	0	0	324,480	517,920	598,000	0	11,149,600
VI-88	1000935	MBC Exterior Improvements	3,155,000	0	2,813,200	0	0	0	0	5,968,200
		Bonds - GO	3,155,000	0	2,813,200	0	0	0	0	5,968,200
VI-90	1004484	MBC Elevator Upgrades	410,000	1,200,000	1,296,000	0	0	0	0	2,906,000
		Bonds - GO	410,000	1,200,000	1,296,000	0	0	0	0	2,906,000
VI-92	1006518	MBC ADC Electric Locks Upgrade	0	0	675,000	0	0	0	0	675,000
		Bonds - GO	0	0	675,000	0	0	0	0	675,000
VI-94	1006384	MBC Electrical Upgrades	0	0	50,000	250,000	0	0	0	300,000
		Bonds - GO	0	0	50,000	250,000	0	0	0	300,000

## Projects by Revenue Source

Project Number and Name	2019 Budget	2020	2021	2022	2023	2019 - 2023 CIP TOTAL
<b>Property Taxes</b>						
2166200 Midtown Greenway Bikeway Safety Improvements	95,000	0	0	0	0	95,000
2999961 Maple Grove R of W Acquisition Reimbursement (CP 9635)	40,000	40,000	40,000	40,000	40,000	200,000
2183300 Safety and Asset Management 2019-2023	200,000	200,000	200,000	200,000	200,000	1,000,000
2183500 Cost Participation and Partnerships 2019-2023	800,000	895,000	895,000	895,000	895,000	4,380,000
2183400 Project Delivery 2019-2023	150,000	150,000	150,000	150,000	150,000	750,000
1001560 Penn Avenue Community Works	400,000	750,000	400,000	0	0	1,550,000
1002318 Bottineau LRT Community Works	0	0	1,000,000	300,000	0	1,300,000
0031720 Community Works Corridor Planning	0	200,000	0	200,000	0	400,000
1004499 Business District Initiatives	0	0	200,000	0	200,000	400,000
1006386 Emergency Management Outdoor Warning Sirens Upgrade	0	100,000	0	0	0	100,000
1005168 ACF Program Services Remodel	0	230,000	0	0	0	230,000
0031843 ACF Women's Section Expansion	0	0	0	200,000	0	200,000
1004468 Westonka Library Replacement	200,000	0	0	0	0	200,000
1002153 Environmental Health & Safety 2016 - 2020	450,000	450,000	0	0	0	900,000
1006395 Environmental Health & Safety 2021 - 2025	0	0	500,000	500,000	500,000	1,500,000
1002155 Building Automation System Upgrades 2016-2020	200,000	200,000	0	0	0	400,000
1006398 Building Automation System Upgrades 2021-2025	0	0	160,000	100,000	100,000	360,000
1002242 Countywide Security Systems & Equipment	1,000,000	950,000	250,000	0	0	2,200,000
1002156 Accessibility Modifications 2016-2020	50,000	50,000	0	0	0	100,000
1006401 Accessibility Modifications 2021-2025	0	0	100,000	100,000	100,000	300,000
1002158 Carpet Replacement Program 2016-2020	280,000	200,000	0	0	0	480,000
1006399 Carpet Replacement Program 2021-2025	0	0	200,000	200,000	200,000	600,000
<b>Property Taxes Subtotal</b>	<b>3,865,000</b>	<b>4,415,000</b>	<b>4,095,000</b>	<b>2,885,000</b>	<b>2,385,000</b>	<b>17,645,000</b>
<b>Transportation Sales &amp; Use Taxes</b>						
1005876 HC Southwest Light Rail Transit	74,770,000	39,172,000	18,135,914	10,000,000	4,368,000	146,445,914
1005877 HC Bottineau Light Rail Transit	8,000,000	30,000,000	40,000,000	50,000,000	16,800,000	144,800,000
1005878 HC Bus Rapid Transit Orange Line Construction	17,230,000	5,828,000	1,864,086	0	0	24,922,086
<b>Transportation Sales &amp; Use Taxes Subtotal</b>	<b>100,000,000</b>	<b>75,000,000</b>	<b>60,000,000</b>	<b>60,000,000</b>	<b>21,168,000</b>	<b>316,168,000</b>
<b>County Bonds: General Obligation</b>						
2174500 CSAH 12 - Stabilize slopes fr Diamond Lake to Vicksburg	0	0	950,000	950,000	0	1,900,000
2177400 CSAH 44 - Participate in Westedge reconst fr TH 7 to Bartlett	811,600	0	0	0	0	811,600
2090400 CSAH 61 - Reconst Flying Cloud Dr fr County Line to Charlson	100,000	0	0	0	0	100,000
2183900 CSAH 70 - Participate in Golden Valley flood mitigation	680,000	0	0	0	0	680,000
2164400 Advanced Traffic Management System (ATMS)	5,500,000	3,326,000	3,500,000	2,500,000	0	14,826,000
2999971 Bottineau LRT Partnership Participation	0	0	4,950,000	2,300,000	0	7,250,000
2183300 Safety and Asset Management 2019-2023	4,350,000	4,350,000	4,350,000	4,350,000	4,350,000	21,750,000

## Projects by Revenue Source

Project Number and Name	2019 Budget	2020	2021	2022	2023	2019 - 2023 CIP TOTAL
<b>County Bonds: General Obligation, continued</b>						
2183500 Cost Participation and Partnerships 2019-2023	200,000	200,000	200,000	200,000	200,000	1,000,000
1005639 PW Medina Communications Consolidation	2,000,000	0	0	0	0	2,000,000
1005640 PW Medina Office Remodeling	2,887,000	2,887,000	0	0	0	5,774,000
1001560 Penn Avenue Community Works	200,000	1,650,000	1,800,000	0	0	3,650,000
0031805 Southwest LRT Community Works	250,000	500,000	1,000,000	1,643,000	1,646,000	5,039,000
1002318 Bottineau LRT Community Works	0	1,800,000	2,000,000	2,300,000	2,400,000	8,500,000
1001648 Lowry Avenue NE Community Works	0	500,000	1,100,000	0	0	1,600,000
1002150 HERC Pres & Improvements 2016-2020	10,000,000	5,000,000	0	0	0	15,000,000
1006390 HERC Facility Preservation & Improvement 2021-2025	0	0	5,000,000	5,000,000	5,000,000	15,000,000
1003375 Energy Center Improvement 2016-2020	1,675,000	1,675,000	0	0	0	3,350,000
1005576 Lake Mntka Hendrickson Seawall Channel Replacement	351,000	0	0	0	0	351,000
1005188 Organics Tipping and Loading Expansion	0	2,000,000	2,000,000	0	0	4,000,000
1004451 Emergency Communications ARMER System Upgrade	996,000	996,000	0	0	0	1,992,000
1006386 Emergency Management Outdoor Warning Sirens Upgrade	0	0	4,450,000	0	0	4,450,000
1003244 JJC Hearing Room Modifications	0	611,000	552,000	0	0	1,163,000
1002161 Courtroom Communications Syst Refurb 2016-2020	850,000	0	0	0	0	850,000
1006378 District Court Digital Evidence Technology	1,250,000	1,500,000	1,500,000	1,500,000	1,500,000	7,250,000
1006388 HCGC C-3 Courtroom Remodel	1,575,000	1,575,000	0	0	0	3,150,000
1004410 DOCCR Detention Lockset System Replacements	3,575,000	0	0	0	0	3,575,000
1002292 DOCCR Office Safety Audit Modifications	0	300,000	0	0	0	300,000
1005167 ACF Men's Steel Bunk Replacement	859,000	0	0	0	0	859,000
1006380 DOCCR ACF Asset Protection 2019-2025	4,000,000	4,000,000	4,000,000	2,000,000	1,000,000	15,000,000
1005168 ACF Program Services Remodel	0	0	4,035,000	0	0	4,035,000
1006379 DOCCR CHS Asset Protection 2019-2025	1,400,000	3,250,000	3,200,000	2,000,000	1,550,000	11,400,000
0031843 ACF Women's Section Expansion	0	0	0	0	6,700,000	6,700,000
1003387 Sheriff's Jail Management System Replacement	1,000,000	0	0	0	0	1,000,000
1001654 Sheriff's Enforcement Services Div HQ Facility Mods	1,200,000	1,200,000	0	0	0	2,400,000
1006537 Sheriff's Water Patrol Facility Modifications	1,000,000	0	0	0	0	1,000,000
0031775 Sheriff's Crime Lab Expansion/Remodeling	0	0	0	2,000,000	0	2,000,000
0031735 North Minneapolis Community Wellness Center	10,000,000	10,000,000	0	0	0	20,000,000
1002306 New Regional Medical Examiner's Facility	0	9,756,870	3,088,000	0	0	12,844,870
1002163 Medical Center Asset Preservation 2016-2020	10,000,000	10,000,000	10,000,000	10,000,000	10,000,000	50,000,000
1002293 Surgery Center Expansion & Relocation	15,000,000	25,000,000	0	0	0	40,000,000
1001170 Medical Center Inpatient Bed Consolidation	3,000,000	20,000,000	20,000,000	21,000,000	0	64,000,000
1005173 1800 Chicago Intake/Triage Center	2,490,000	0	0	0	0	2,490,000
1006383 Mental Health Stabilization Center	12,800,000	0	0	0	0	12,800,000

## Projects by Revenue Source

Project Number and Name	2019 Budget	2020	2021	2022	2023	2019 - 2023 CIP TOTAL
<b>County Bonds: General Obligation, continued</b>						
1001787 Eden Prairie Library Refurbishment	8,906,000	0	0	0	0	8,906,000
1005259 New Southdale Library	7,500,000	28,000,000	13,400,000	0	0	48,900,000
1004474 North Regional Library Refurbishment	1,309,000	6,900,000	0	0	0	8,209,000
1004466 Franklin Library Interior Modifications	1,710,000	0	0	0	0	1,710,000
1002168 Library Facility Preservation 2016-2020	3,500,000	4,000,000	0	0	0	7,500,000
1006394 Library Facility Preservation 2021-2025	0	0	4,000,000	4,000,000	4,000,000	12,000,000
1002169 Library Equipment Replacement 2016-2020	0	1,842,000	0	0	0	1,842,000
1006403 Library Equipment Replacement 2021-2025	0	0	2,037,000	0	0	2,037,000
1006381 Rockford Road Library Asset Protection	0	775,000	3,950,000	0	0	4,725,000
1004468 Westonka Library Replacement	0	905,000	6,225,000	0	0	7,130,000
1004476 Sumner Library Refurbishment	90,000	138,000	3,662,000	0	0	3,890,000
1004469 East Lake Library Refurbishment	90,000	282,000	3,535,000	0	0	3,907,000
1004464 Linden Hills Library Refurbishment	0	90,000	340,000	1,785,000	0	2,215,000
1006387 Augsburg Park Library Asset Protection	0	0	0	350,000	1,600,000	1,950,000
1001788 Brookdale Library Refurbishment	0	0	0	0	570,000	570,000
1002166 IT Community Connectivity 2016-2020	1,500,000	1,500,000	0	0	0	3,000,000
1006393 IT Community Connectivity 2021-2025	0	0	1,500,000	1,500,000	1,500,000	4,500,000
1005192 HCGC Elevator & Escalator Modernization	3,998,000	2,000,000	1,950,000	1,950,000	0	9,898,000
1000874 Government Center Rehabilitation	4,000,000	4,000,000	4,366,000	2,000,000	0	14,366,000
1005176 Countywide Energy Conservation 2016-2020	1,500,000	1,500,000	0	0	0	3,000,000
1006396 Countywide Energy Conservation 2021-2025	0	0	2,000,000	2,000,000	2,000,000	6,000,000
1002155 Building Automation System Upgrades 2016-2020	1,800,000	1,800,000	0	0	0	3,600,000
1006398 Building Automation System Upgrades 2021-2025	0	0	1,440,000	900,000	900,000	3,240,000
1002154 Facility Preservation 2016-2020	3,000,000	3,500,000	0	0	0	6,500,000
1006397 Facility Preservation 2021-2025	0	0	4,000,000	4,000,000	4,000,000	12,000,000
1004461 1800 Chicago Infrastructure Replacements	1,501,000	1,500,000	0	0	0	3,001,000
1002159 701 Building Facility Preservation 2016-2020	1,500,000	500,000	0	0	0	2,000,000
1006400 701 Building Facility Preservation 2021-2025	0	0	750,000	750,000	750,000	2,250,000
1005285 701 Building Facade Restoration	0	3,000,000	0	0	0	3,000,000
1002242 Countywide Security Systems & Equipment	3,000,000	3,000,000	1,105,000	0	0	7,105,000
1002156 Accessibility Modifications 2016-2020	200,000	200,000	0	0	0	400,000
1006401 Accessibility Modifications 2021-2025	0	0	350,000	350,000	350,000	1,050,000
1006382 City Hall/Courthouse 3rd Floor Space Modifications	250,000	2,750,000	0	0	0	3,000,000
1006554 County-wide Mother's Room Refurbishments	100,000	150,000	200,000	250,000	300,000	1,000,000
0031317 MBC Life/Safety Improvements	0	120,226	92,056	103,377	74,008	389,667
1006502 MBC Safety Improvements Non-stage Work Areas	1,033,000	2,704,545	0	0	0	3,737,545



## Projects by Revenue Source

Project Number and Name	2019 Budget	2020	2021	2022	2023	2019 - 2023 CIP TOTAL
<b>County Bonds: General Obligation, continued</b>						
0031483 MBC Mechanical Systems Upgrades	0	0	324,480	517,920	598,000	1,440,400
1000935 MBC Exterior Improvements	0	2,813,200	0	0	0	2,813,200
1004484 MBC Elevator Upgrades	1,200,000	1,296,000	0	0	0	2,496,000
1006518 MBC ADC Electric Locks Upgrade	0	675,000	0	0	0	675,000
1006384 MBC Electrical Upgrades	0	50,000	250,000	0	0	300,000
<b>County Bonds: General Obligation Subtotal</b>	<b>147,686,600</b>	<b>188,067,841</b>	<b>133,151,536</b>	<b>78,199,297</b>	<b>50,988,008</b>	<b>598,093,282</b>
<b>County Bonds: Revenue</b>						
1005876 HC Southwest Light Rail Transit	139,076,000	108,565,000	72,505,086	26,361,000	0	346,507,086
1005877 HC Bottineau Light Rail Transit	27,000,000	129,000,000	154,800,000	38,500,000	0	349,300,000
1005878 HC Bus Rapid Transit Orange Line Construction	(14,000,000)	0	0	0	0	(14,000,000)
<b>County Bonds: Revenue Subtotal</b>	<b>152,076,000</b>	<b>237,565,000</b>	<b>227,305,086</b>	<b>64,861,000</b>	<b>0</b>	<b>681,807,086</b>
<b>Federal</b>						
2161400 CSAH 3 - Lake St & Excelsior Blvd Intersection realignment	706,000	0	0	0	0	706,000
2165100 CSAH 5 - Franklin Ave Safety Improvements at Chicago Ave	0	0	486,000	0	0	486,000
2151000 CSAH 15 - Geometric improvements to CSAH 19 intersection	656,000	0	0	0	0	656,000
2151200 CSAH 17 - France Ave turn lanes and signals at TH 62	1,021,000	0	0	0	0	1,021,000
2154300 CSAH 35 - Portland Bikeway constr fr 66th St to 60th St	0	750,000	0	0	0	750,000
2161700 CSAH 46 - 46th St ADA upgrades fr Garfield Ave to 18th Ave	0	0	0	0	506,000	506,000
2092200 CSAH 81 - Reconstruct Bottineau Blvd fr CSAH 8 to TH 169	7,560,000	0	0	0	0	7,560,000
2165200 CSAH 81 - Broadway Safety Improvements at Lyndale Ave	0	0	549,000	0	0	549,000
2167600 CSAH 81 - Replace Bridges #27007 and #27008 at Lowry Ave	0	0	7,000,000	0	0	7,000,000
2111000 CSAH 152 - Reconst Rd fr CSAH 2 (Penn) to 41st Avenue N	0	7,000,000	0	0	0	7,000,000
2166200 Midtown Greenway Bikeway Safety Improvements	0	531,000	0	0	0	531,000
2164400 Advanced Traffic Management System (ATMS)	0	1,760,000	0	0	0	1,760,000
2166100 Pedestrian Crossing Improvements at various locations	0	477,000	0	0	0	477,000
<b>Federal Subtotal</b>	<b>9,943,000</b>	<b>10,518,000</b>	<b>8,035,000</b>	<b>0</b>	<b>506,000</b>	<b>29,002,000</b>
<b>State</b>						
2161400 CSAH 3 - Lake St & Excelsior Blvd Intersection realignment	25,000	0	0	0	0	25,000
2165100 CSAH 5 - Franklin Ave Safety Improvements at Chicago Ave	100,000	500,000	140,000	0	0	740,000
2168100 CSAH 5 - Reconst Mntka Blvd fr TH 100 to France Ave	300,000	1,700,000	250,000	250,000	3,200,000	5,700,000
2163700 CSAH 9 - Participate in TH 169 Realignment of South Ramps	0	2,000,000	0	0	0	2,000,000
2172800 CSAH 10 - Bass Lk Rd Bikeway Improvements fr CSAH 8 to Xenia	0	0	500,000	100,000	1,250,000	1,850,000
2151000 CSAH 15 - Geometric improvements to CSAH 19 intersection	832,000	0	0	0	0	832,000
2163400 CSAH 15 - Replace Bridge #27592 at Tanager Channel	3,500,000	0	0	0	0	3,500,000
2151200 CSAH 17 - France Ave turn lanes and signals at TH 62	959,000	0	0	0	0	959,000

## Projects by Revenue Source

Project Number and Name	2019 Budget	2020	2021	2022	2023	2019 - 2023 CIP TOTAL
<b>State, continued</b>						
2173000 CSAH 17 - France Ave Safety Impr fr American Blvd to 76th St	0	0	500,000	100,000	1,250,000	1,850,000
2163500 CSAH 19 - Rehabilitate Bridge #27516 at Minnetonka Narrows	0	3,200,000	0	0	0	3,200,000
2154300 CSAH 35 - Portland Bikeway constr fr 66th St to 60th St	800,000	1,056,000	0	0	0	1,856,000
2161700 CSAH 46 - 46th St ADA upgrades fr Garfield Ave to 18th Ave	550,000	1,000,000	0	0	(506,000)	1,044,000
2170500 CSAH 51 - Replace Bridge #7258 over Hendrickson Channel	0	600,000	0	3,000,000	0	3,600,000
2170600 CSAH 51 - Replace Bridge #7194 over Noerenberg Channel	0	0	100,000	3,000,000	0	3,100,000
2182000 CSAH 51 - Reconst Sunset Dr fr Northern to Shadywood CSAH 19	600,000	600,000	0	1,700,000	1,000,000	3,900,000
2164000 CSAH 52 - Recondition Hennepin Avenue Bridge	25,000	0	5,000,000	0	0	5,025,000
2101100 CSAH 53 - Reconst 66th St from Xerxes Ave S to Cedar Ave S	6,287,000	0	0	0	0	6,287,000
2182800 CSAH 57 - Participate in Humboldt reconst fr 53rd to 57th Ave	0	700,000	0	0	0	700,000
2090400 CSAH 61 - Reconst Flying Cloud Dr fr County Line to Charlson	5,582,145	0	0	0	0	5,582,145
2092200 CSAH 81 - Reconstruct Bottineau Blvd fr CSAH 8 to TH 169	2,133,000	8,619,000	2,200,000	0	0	12,952,000
2165200 CSAH 81 - Broadway Safety Improvements at Lyndale Ave	250,000	500,000	158,000	0	0	908,000
2167500 CSAH 81 - Replace Bridge #27006 at Victory Memorial Pkwy	205,000	0	0	2,250,000	0	2,455,000
2167600 CSAH 81 - Replace Bridges #27007 and #27008 at Lowry Ave	795,000	0	650,000	8,000,000	0	9,445,000
2182300 CSAH 82 - Const multi-use trail fr county line to 2nd St	250,000	0	1,250,000	500,000	0	2,000,000
2175900 CSAH 90 - Reconstruct CSAH 90 at TH 12	0	1,000,000	0	0	0	1,000,000
2161100 CSAH 92 - Participate in MnDOT's CSAH 92 reconst at TH 12	4,000,000	0	6,300,000	0	0	10,300,000
2141700 CSAH 94 - Reconst 29th Ave NE fr E of CSAH 88 to County Line	2,500,000	0	0	0	0	2,500,000
2160600 CSAH 101 - Bridge Deck Replacement over TH 12	2,000,000	0	0	0	0	2,000,000
2991700 CSAH 101 - Reconst fr N of CSAH 62 to N of CSAH 3	500,000	0	0	0	0	500,000
2091102 CSAH 112 - Reconstruct Rd fr Wolf Pointe Tr to Wayzata Blvd	1,603,000	0	0	0	0	1,603,000
2091103 CSAH 112 - Reconstruct Rd fr CSAH 6 to Willow	0	11,768,000	0	0	0	11,768,000
2111000 CSAH 152 - Reconst Rd fr CSAH 2 (Penn) to 41st Avenue N	800,000	0	5,132,000	2,340,000	0	8,272,000
2174100 CSAH 152 - Reconst Osseo Rd fr CSAH 2 (Penn Ave) to 49th Ave	200,000	550,000	1,250,000	0	2,400,000	4,400,000
2090600 CSAH 152 - Participate in Brooklyn Blvd reconst Bass Lk to 65	0	0	4,500,000	0	0	4,500,000
2176500 CSAH 152 - Rehabilitate Osseo Rd Bridge #27152 over CP Rail	100,000	0	2,100,000	0	0	2,200,000
2143700 CSAH 204 - Reconst Rd within Fort Snelling Boundary	200,000	0	0	0	0	200,000
2166100 Pedestrian Crossing Improvements at various locations	100,000	120,000	0	0	0	220,000
2183300 Safety and Asset Management 2019-2023	200,000	200,000	200,000	200,000	200,000	1,000,000
2183500 Cost Participation and Partnerships 2019-2023	2,805,000	2,805,000	2,805,000	2,805,000	2,805,000	14,025,000
2183400 Project Delivery 2019-2023	500,000	500,000	500,000	500,000	500,000	2,500,000
1006378 District Court Digital Evidence Technology	2,000,000	2,000,000	2,000,000	2,000,000	2,000,000	10,000,000
1002306 New Regional Medical Examiner's Facility	0	4,786,750	0	0	0	4,786,750
1005173 1800 Chicago Intake/Triage Center	5,000,000	0	0	0	0	5,000,000
<b>State Subtotal</b>	<b>45,701,145</b>	<b>44,204,750</b>	<b>35,535,000</b>	<b>26,745,000</b>	<b>14,099,000</b>	<b>166,284,895</b>

## Projects by Revenue Source

Project Number and Name	2019 Budget	2020	2021	2022	2023	2019 - 2023 CIP TOTAL
<b>Other Revenues</b>						
2161400 CSAH 3 - Lake St & Excelsior Blvd Intersection realignment	259,000	0	0	0	0	259,000
2168100 CSAH 5 - Reconst Mntka Blvd fr TH 100 to France Ave	0	0	250,000	250,000	800,000	1,300,000
2174500 CSAH 12 - Stabilize slopes fr Diamond Lake to Vicksburg	0	0	950,000	950,000	0	1,900,000
2151000 CSAH 15 - Geometric improvements to CSAH 19 intersection	140,000	0	0	0	0	140,000
2141100 CSAH 30 - Reconst 93rd Ave N fr Xylon Ave to East of Winnetka	800,000	0	0	0	0	800,000
2177400 CSAH 44 - Participate in Westedge reconst fr TH 7 to Bartlett	15,400	0	0	0	0	15,400
2161700 CSAH 46 - 46th St ADA upgrades fr Garfield Ave to 18th Ave	(500,000)	0	0	0	0	(500,000)
2182000 CSAH 51 - Reconst Sunset Dr fr Northern to Shadywood CSAH 19	400,000	0	0	3,300,000	0	3,700,000
2090400 CSAH 61 - Reconst Flying Cloud Dr fr County Line to Charlson	68,855	0	0	0	0	68,855
2092200 CSAH 81 - Reconstruct Bottineau Blvd fr CSAH 8 to TH 169	1,619,000	1,619,000	0	0	0	3,238,000
2182300 CSAH 82 - Const multi-use trail fr county line to 2nd St	0	50,000	250,000	0	0	300,000
2923900 CSAH 103 - Reconst W Broadway fr 85th Ave N to 93rd Ave N	6,500,000	0	0	0	0	6,500,000
2051400 CSAH 103 - Reconst W Broadway fr Candlewood Dr to CSAH 109	0	2,200,000	0	0	0	2,200,000
2091103 CSAH 112 - Reconstruct Rd fr CSAH 6 to Willow	0	680,000	0	0	0	680,000
2111000 CSAH 152 - Reconst Rd fr CSAH 2 (Penn) to 41st Avenue N	500,000	1,868,000	1,868,000	0	0	4,236,000
2174100 CSAH 152 - Reconst Osseo Rd fr CSAH 2 (Penn Ave) to 49th Ave	0	0	500,000	0	1,600,000	2,100,000
2166200 Midtown Greenway Bikeway Safety Improvements	0	133,000	0	0	0	133,000
1006385 PW Fuel Tank Replacements	230,000	0	0	0	0	230,000
0031805 Southwest LRT Community Works	0	0	579,000	1,107,000	0	1,686,000
1006391 Energy Center Improvements 2021-2025	0	0	595,000	150,000	0	745,000
1002151 Transfer Station Pres 2016-2020	150,000	400,000	0	0	0	550,000
1006392 Transfer Station Facility Preservation 2021-2025	0	0	200,000	400,000	400,000	1,000,000
1002306 New Regional Medical Examiner's Facility	0	8,900,880	0	0	0	8,900,880
1001597 HSPHD South Minneapolis Regional Service Center	690,000	0	0	0	0	690,000
1002159 701 Building Facility Preservation 2016-2020	500,000	500,000	0	0	0	1,000,000
<b>Other Revenues Subtotal</b>	<b>11,372,255</b>	<b>16,350,880</b>	<b>5,192,000</b>	<b>6,157,000</b>	<b>2,800,000</b>	<b>41,872,135</b>
<b>TOTAL</b>	<b>470,644,000</b>	<b>576,121,471</b>	<b>473,313,622</b>	<b>238,847,297</b>	<b>91,946,008</b>	<b>1,850,872,398</b>

## Hennepin County Debt Perspective 2019-2023

The debt management strategy of Hennepin County for 2019 through 2023 takes into account the need to borrow funds for completion of the Capital Improvement Plan as adopted by the County Board.

At the end of 2018, Hennepin County had \$1,058.1 million in general obligation (GO) outstanding debt. Of this amount, there was \$1,047.2 million of general obligation property tax levy-supported debt outstanding. Additionally, there was \$10.9 million of general obligation revenue-supported bonds outstanding. This amount consists entirely of the remaining principal amount outstanding on \$14.1 million of bonds issued on behalf of the Minnehaha Creek Watershed District, which are payable from that district's property tax levy.

The county is authorized by state statute to issue debt for general capital improvement projects as well as for a variety of other purposes, including libraries, solid waste facilities and capital equipment.

The total amount of debt that the county could potentially issue under its general capital improvement bonding authority (Minnesota Statutes 373.40, as described below) is approximately \$2.1 billion. This amount of bonding authority varies with changes in the taxable market value of property within the county. The county has approximately \$1,025.0 million in bonds currently outstanding under its general bonding authority. The current capital plan includes \$136 million of new debt issuance payable from property tax revenues in 2019.

In general, the county makes use of bonded indebtedness in accordance with these principles:

- 1) Debt is normally issued only for major projects with a county expense in excess of \$150,000;
- 2) Debt is not to be used for operating projects or those projects whose life expectancy does not exceed the maturity of the bonds;
- 3) The county balances debt issuance and current property taxes for capital projects to maintain consistent levels of tax burden; and

- 4) The county maintains its strong financial framework and Aaa/AAA/AAA bond ratings.

The summary of outstanding debt and the future requirements tables at the conclusion of this section summarizes the county's outstanding debt at the end of 2017 and 2018, and future debt service property tax levy requirements.

### Summary of County's Major Debt Issuance Authorities

#### Overall Debt Limitation Calculation

The overall limitation on county general obligation debt is 3.0 percent of the taxable market value within the county. This calculates to a limit of over \$5.1 billion as contrasted with total outstanding debt of \$1,058.1 million. This limitation is very large in contrast to outstanding debt and anticipated debt.

The overall debt limitation is calculated as follows: taxable property market value times .03 = debt limitation.  $\$171,429,665,521 \times .03 = \$5,142,889,966$ .

#### Capital Improvement Bonds and Notes - M.S. Chapter 373

M.S. 373.40 in this chapter authorizes the county to issue bonds without referendum (unless petitioned by 5.0 percent of voters). This authority limits debt issuance to bonds for which the principal and interest of the bonds will not exceed 0.12 percent of the estimated market value of the county. Depending on interest rates and maturity structures, this would limit the county to issuing approximately \$2.1 billion of bonds. Currently, there are approximately \$1,025.0 million of bonds outstanding under this authority.

#### M.S. 373.40 Debt Limitation Calculation

Taxable market value times .0012 = maximum annual principal and interest. This results in:  $\$171,429,665,521 \times .0012 = \$205,715,599$ . The maximum principal and interest divided by \$97,500 (estimated debt service costs for \$1 million of debt assuming 5.5 percent for 15 years) produces an estimate of the amount of debt that can be issued under this authority. This amount is:  $\$205,715,599$  divided by  $\$97,500$

per million = \$2,109,903,580 of estimated debt authorization per M.S. 373.40.

**Library Bonds - M.S. Section 383B.245**

This statute authorizes the county to issue bonds for libraries without referendum. Prior to 2008, the county operated a library system outside of the City of Minneapolis. Effective January 1, 2008, the Minneapolis Public Library merged with the county library system and the applicable valuation pertaining to the debt limit is now countywide. This authority limits debt issuance to bonds for which the principal and interest of the bonds will not exceed .01612 percent of the taxable market value of property within the county. Assuming a 5.5 percent interest rate and 15-year maturity structure, it is estimated that the county could issue \$283.4 million of debt under this authority. The county has stopped utilizing this authority in recent years. Currently, there are \$27.5 million of bonds outstanding under this authority.

**M.S. 383B.245 Debt Limitation Calculation**

Taxable market value times .0001612 = maximum annual principal and interest. This results in: \$171,429,665,521 x .0001612 = \$27,634,462. The maximum principal and interest divided by \$97,500 per million (estimated debt service costs for \$1 million of debt assuming 5.5 percent for 15 years) produces an estimate of the amount of debt that can be issued under this authority. This amount is: \$27,634,462 divided by \$97,500 per million = \$283,430,379 of estimated Library debt authorization per M.S. 383B.245.

**Solid Waste Bonds - M.S. 473.811**

The county may, by resolution, issue general obligation bonds or revenue bonds to provide funds for various solid waste facilities or improvements. The county currently has no solid waste bonds outstanding. There is no limit as to the amount of these bonds. The only limits are the purpose for which the bond proceeds are spent and the overall debt limit. While the 2019-2023 capital plan anticipates completion of a number of capital projects in the environmental services area, it does not include any additional solid waste debt pursuant to this bonding authority at this time.

**Ballpark Sales Tax Revenue Bonds - M.S. 473.757 and 475**

The county received one-time authority in 2006 to issue a maximum of \$350 million of sales tax revenue bonds to fund a contribution towards

the construction and acquisition of a publicly-owned baseball stadium. Of the total \$341.8 million issued in 2007 and 2008, there is \$167.1 million outstanding as of December 31, 2018.

**Transportation Sales Tax Bonds – M.S. 287A.993**

The county is authorized, in conjunction with the Hennepin County Regional Railroad Authority acting under Minnesota Statutes, Section 398A.06-07 and Chapters 471 and 475, to issue revenue bonds payable from the proceeds of a 0.50 percent sales and use tax and a \$20 motor vehicle excise tax to provide funds for transportation-related purposes.

**Capital Notes - M.S. 383B.117, subdivision 2**

The county may issue general obligation capital notes to finance equipment acquisition. The principal amounts of the notes issued for any year cannot exceed 1.0 percent of that year's annual budget and these notes must mature within ten years. Pursuant to statute, the annual budget for Hennepin Healthcare System is added to the annual budget of the county in calculating this limitation. The county does not have current plans to issue any debt pursuant to this authority.

**Watershed Management Capital Improvements Bonds under M.S. 103B.251 subdivision 7**

The county has issued a total of \$14.1 million in bonds for the benefit of the Minnehaha Creek Watershed District, a separate taxing jurisdiction. As of December 31, 2018, \$10.9 million of those bonds were outstanding. The District must levy a tax sufficient to pay the debt service, but if it fails to do so, the county is obligated to pay the debt service. These bonds have maturities as long as 20 years.

The county has a variety of other bonding authorities but the above represents the most commonly used authorities. A full listing of all debt authorities is available in county bond official statements that are available by request from the Office of Budget and Finance.

The tables on the following page shows the outstanding debt of the county, the 2019 debt service levy and the future levy requirements needed to support the both the countywide and library outstanding debt.

**OUTSTANDING DEBT**

	<b>OUTSTANDING as of 12/31/2017</b>	<b>OUTSTANDING as of 12/31/2018</b>	<b>2019 DEBT SERVICE LEVY</b>
<b>Property Tax-Supported General Obligation Bonds</b>	\$913,920,000	\$1,047,170,000	\$90,400,000
<b>General Obligation Revenue Bonds</b>			
Minnehaha Creek Watershed District <sup>(1)</sup>	11,630,000	10,965,000	
<b>Ballpark Sales Tax Revenue Bonds<sup>(2)</sup></b>	184,670,000	167,095,000	
<b>TOTAL</b>	<b>\$1,110,220,000</b>	<b>\$ 1,225,230,000</b>	<b>\$90,400,000</b>

*(1) These bonds are payable from property taxes levied within the Minnehaha Creek Watershed District.*

*(2) 0.15% Hennepin County sales tax revenues pay the debt service on these bonds.*

**FUTURE DEBT SERVICE PROPERTY TAX REQUIREMENTS ON OUTSTANDING DEBT**

<b>YEAR</b>	<b>COUNTYWIDE LEVY</b>	<b>SUBURBAN ONLY LEVY</b>	<b>TOTAL LEVY</b>
2019	\$89,656,560	\$743,440	\$90,400,000
2020	92,767,779	735,021	93,502,801
2021	90,757,545	352,816	91,110,361
2022	82,895,583	347,007	83,242,590
2023	87,852,030	345,647	88,197,677
2024	85,567,829	343,252	85,931,081
2025	84,838,340	341,466	85,179,806
2026	81,604,299	343,634	81,947,933
2027	77,885,837	0	77,885,837
2028	73,146,306	0	73,146,306
2029	65,309,925	0	65,309,925
2030	51,829,479	0	51,829,479
2031-41	381,185,044	0	381,185,044
<b>Total</b>	<b>\$1,345,316,556</b>	<b>\$3,552,283</b>	<b>\$1,348,868,839</b>

# Historic Capital Budget Information

## Revenue Sources and Capital Budget as a share of the Total County Budget

Year	Revenue Sources in the Capital Budget:						Total Capital Budget	Total County Budget	Capital Budget as % of County Budget
	GO Bonding* Property Tax supported	GO Bonding* Other Revenue supported	Revenue Bonding	Transportation Sales & Use Tax	Property Tax	Enterprise, Intergovernmental, Other			
2000	93,114,971	-	-	-	3,001,600	50,578,500	146,695,071	1,501,060,643	9.77%
2001	94,369,060	-	-	-	2,661,000	30,755,940	127,786,000	1,573,567,747	8.12%
2002	90,749,400	-	-	-	2,668,000	45,762,300	139,179,700	1,691,834,340	8.23%
2003	64,860,350	-	-	-	2,590,680	39,508,000	106,959,030	1,722,826,542	6.21%
2004	50,339,000	-	-	-	450,000	40,128,000	90,917,000	1,641,201,077	5.54%
2005	61,588,400	-	-	-	1,492,000	80,061,600	143,142,000	1,763,155,417	8.12%
2006	83,789,941	14,300,000	-	-	2,051,000	74,797,679	174,938,620	1,895,331,674	9.23%
2007	89,116,000	35,605,000	-	-	2,703,000	68,743,093	196,167,093	1,494,604,092	13.13%
2008	102,046,000	412,000	-	-	3,003,654	58,738,346	164,200,000	1,599,431,279	10.27%
2009	134,411,335	4,719,000	-	-	1,847,000	75,775,665	216,753,000	1,723,030,661	12.58%
2010	69,645,000	2,700,000	-	-	1,656,000	85,315,000	159,316,000	1,595,987,721	9.98%
2011	56,192,000	1,250,000	-	-	1,611,000	75,702,669	134,755,669	1,561,430,109	8.63%
2012	41,834,000	768,750	-	-	6,151,000	70,074,500	118,828,250	1,649,528,239	7.20%
2013	64,463,641	23,000,000	-	-	4,736,000	90,742,328	182,941,969	1,778,594,937	10.29%
2014	64,831,000	32,547,000	-	-	4,659,000	78,997,000	181,034,000	1,778,819,247	10.18%
2015	101,604,000	23,000,000	-	-	7,261,000	125,083,270	256,948,270	1,817,156,875	14.14%
2016	110,247,852	72,689,000	-	-	5,730,218	99,417,148	288,084,218	1,943,278,336	14.82%
2017	110,648,000	72,312,000	-	-	5,875,218	119,585,390	308,420,608	1,937,726,503	15.92%
2018	206,418,000	3,925,000	150,000,000	-	4,850,218	68,175,008	433,368,226	2,379,198,742	18.21%
2019	136,011,600	11,675,000	152,076,000	100,000,000	3,865,000	67,016,400	470,644,000	2,359,677,967	19.95%
2020	179,392,841	8,675,000	237,565,000	75,000,000	4,415,000	71,073,630	576,121,471	2,359,677,967	24.42%
2021	126,151,536	7,000,000	227,305,086	60,000,000	4,095,000	48,762,000	473,313,622	2,359,677,967	20.06%
2022	73,199,297	5,000,000	64,861,000	60,000,000	2,885,000	32,902,000	238,847,297	2,359,677,967	10.12%
2023	45,988,008	5,000,000	-	21,168,000	2,385,000	17,405,000	91,946,008	2,359,677,967	3.90%

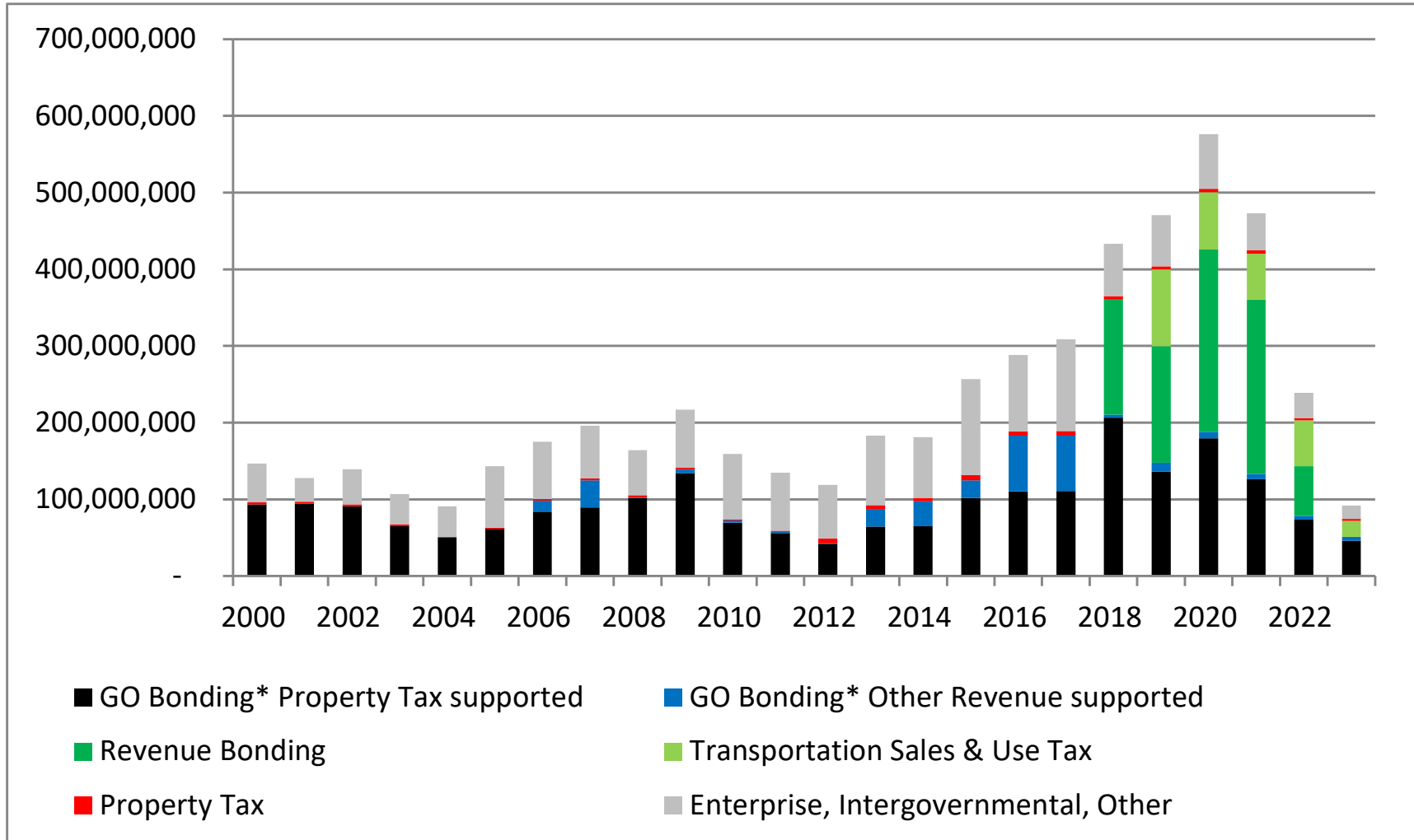
\* GO Bonding is a General Obligation bond issuance backed by the full faith and credit of the county.

Years 2019 - 2023 is the County Board adopted 5-Year Capital Improvement Program.

Total County Budget for years 2019-2023 is the County Board adopted 2019 Budget.

## Historic Capital Budget Information

### Revenue Sources



\* GO Bonding is a General Obligation bond issuance backed by the full faith and credit of the county.

Years 2019 - 2023 is the County Board adopted 5-Year Capital Improvement Program.