

How to get rid of it guide

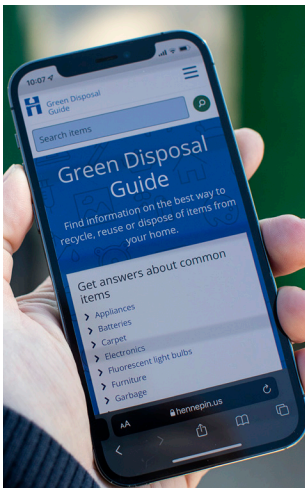


Introduction

This guide provides an overview of waste disposal options for residents.

Contents

Donate and repair	3
Recycling	4
Organics recycling.....	6
Backyard composting	7
Yard waste	7
Household hazardous waste.....	8
Medicine disposal.....	10
Household needles and sharps disposal	10
Drop-off facilities and collection events.....	12



Get answers to your recycling and disposal questions

Find the best way to recycle, reuse, or dispose of items from your home by:

- Visiting hennepin.us/greendisposalguide
- Calling 612-348-3777
- Emailing environment@hennepin.us



Donate and repair

Donate usable items

Donating usable items to charitable organizations is a great way to help your community and reduce waste. Follow these tips before donating:

- Check with organizations before donating to find out what they accept and the days and hours they take donations.
- Donate items that are in good condition. Make sure they are washed or cleaned, working, and safe to use.
- It's best to donate seasonal items just before the season where they will be used, such as donating snowsuits in the fall and golf clubs in the spring.



See the donation opportunities brochure for a list of local organizations that accept donations.


hennepin.us/-/media/hennepinus/business/work-with-hennepin-county/environmental-literature/donation-opportunities-brochure.pdf

Repair and maintain



Get free, guided assistance from volunteers to fix your broken household appliances, clothing, electronics and more at a Hennepin County Fix-it Clinic. Learn more and see the schedule of upcoming clinics at hennepin.us/fixitclinic.

Reuse and recycle building materials



From light fixtures and cabinets to flooring and wood framing, many building materials can be reused. Hennepin County offers grants to recycle and reuse materials during home remodeling projects. Learn more at hennepin.us/salvage

Recycling

Recycling is an easy action you can take to support your community and protect the environment. Recycling creates jobs and reduces the amount of natural resources needed to make new materials.

Materials you can recycle at home include:

Paper, boxes, cardboard

Flatten boxes



No: Napkins, paper towels, shredded paper, paper plates, ice cream tubs, coffee cups

Plastic bottles, jugs, cups, containers

Recycle plastics # 1, 2, 5
Leave caps on



No: Plastic bags or film, shipping envelopes, #6 plastics, Styrofoam™, containers that held hazardous substances

Glass bottles and jars



No: Drinking glasses, pyrex, ceramics, mirrors

Metal cans



No: Paint cans, propane cylinders, helium tanks, containers that held hazardous substances

Cartons

Do not flatten



No: Paper or Styrofoam™ egg cartons, ice cream tubs

Preparation instructions

- Give items a quick rinse before recycling.
- Place items loose in your cart or dumpster.
- Don't crush cans, plastic bottles or cartons. Flatten boxes.
- Keep plastic caps on plastic bottles, jugs, and containers.

Keep these items out of your recycling

The following items cause problems in the recycling process because they get tangled in equipment, can harm workers, and have no good markets to make them into new materials. Keep them out of your recycling. Learn more at hennepin.us/recycling



Plastic bags and film



Bagged recycling



Large plastic items and toys



Plastic foam (Styrofoam™)



Electronics and batteries



Random metal items




Glass dishes, window glass, and ceramics



#6 and black plastics



Paper plates, cups, napkins, straws, and utensils



Tangles like electrical cords, holiday lights, and hoses



Pressurized cylinders (propane, helium, CO2)



Containers that held hazardous products

Organics recycling

With organics recycling, your food, food-soiled paper, and certified compostable products are turned into valuable compost used in landscaping and road construction projects.

Find organics pickup and drop-off options at hennepin.us/organics

All food



Food-soiled paper



No: Frozen food boxes, microwave popcorn bags, fast food wrappers, ice cream tubs, paper towels used with chemical cleaners

Certified compostable products



Look for the BPI logo on certified products.

No: Food-service items without the BPI logo, check the BPI website at bpiworld.org to verify if an item is certified compostable

Other compostable items



No: Yard waste, diapers or sanitary products, pet and animal waste, litter or bedding, cleaning or baby wipes, dryer lint or dryer sheets, recyclable items (cardboard, cartons)

Backyard composting

With a backyard compost bin, you can turn your fruit and vegetable scraps, leaves, and grass clippings into nutrient-rich compost to use in your yard and garden.

Materials you can add to your compost bin include:



- Vegetable and fruit scraps
- Plant trimmings
- Grass and leaves
- Coffee grounds and filters
- Egg shells
- Nut shells



Find instructions for how to compost at hennepin.us/composting

Yard waste



Yard waste, such as grass clippings, leaves, and branches, is a valuable resource that can add nutrients back into your yard or be recycled into compost. It is illegal to put this kind of waste in your household garbage.

Options and tips for managing yard waste:

- Put in your backyard compost bin.
- See if your recycling hauler offers curbside pickup for yard waste.
- Bring to a yard waste drop-off site.
- Leave grass clippings and mulched leaves on your lawn. Don't rake leaves into the street.
- Pick up pet waste and put it in the trash.

Find a list of yard waste drop-off sites at hennepin.us/yardwaste.

Household hazardous waste

Bring to a drop-off site



Some products we have in our homes contain hazardous materials that can harm our health or the environment if not disposed of safely.

The following items are accepted at Hennepin County drop-off facilities (see information on back cover). Learn about additional green disposal options at hennepin.us/green-disposal-guide

Automotive materials

- Antifreeze
- Brake and transmission fluid
- Fuel and oil
- Lead acid batteries



Household, lawn, and garden products

- Batteries
- Cleaning products
- Drain cleaner
- Fluorescent light bulbs
- Paints, stains, and thinners
- Pesticides
- Thermostats and thermometers that contain mercury



Personal care products

- Hair spray
- Nail polish remover
- Perfume

Electronics

- Cameras
- DVD players
- Computers
- Game systems
- Printers
- Telephones
- Televisions
- Radios and music players
- Speakers



Appliances

- Air conditioners
- Microwaves
- Ovens
- Refrigerators
- Washers and dryers
- Water heaters



Other items

- Tires
- Mattresses and box springs



Fees

Fees apply to some items, including:



- Appliances: \$15 each
- Mattresses and box springs: \$25 each (only accepted at Brooklyn Park location)
- Tires: \$3 each
- TVs, computer monitors and laptops: \$10 each

Medicine disposal



Bring unwanted or unused medicines to a medicine drop box for safe disposal.

All types of medicines from households are accepted, including prescription medicines, over-the-counter medicines, vitamins, supplements, and pet medicines.

Learn more and find medicine drop box locations at hennepin.us/medicine

Household needles and sharps disposal



Sharps include hypodermic needles, pen needles, intravenous needles, used epi-pens, lancets, and syringes. Never place containers with used needles or sharps in a recycling bin.

Disposal options for needles and sharps include:

- Check if your healthcare provider has a collection program.
- Destroy at home. Search options for devices and containers with mechanisms that can bend, break, incinerate, or shear needles and sharps.
- Use a mail-back program, such as one offered by Stericycle, Inc., Sharps, Inc., GRP Medical Services, or MedPro Disposal.
- Bring to a Hennepin County drop-off facility. Store needles and sharps in a rigid, puncture-resistant, plastic container with a screw-on lid and label the container, "Do not recycle: Household sharps". Do NOT use a glass container.



Find more information at hennepin.us/green-disposal-guide/items/needles-sharps

Reduce hazardous waste

Learn to read labels

Reading the labels on household products can tell you how hazardous a product is. Look for signal words on labels and choose the least hazardous product.

Less hazardous



More hazardous

Signal word	Hazard level
Caution	Mild/moderate hazard
Warning	Moderate hazard
Danger	Extremely flammable, corrosive or highly toxic
Poison	Highly toxic

Store products safely

- Store products in original containers, making sure all lids and caps are tightly closed.
- Keep products out of reach of children and animals.
- Never mix chemicals together (such as bleach and ammonia).

Reduce hazardous chemicals in your home

- Buy fewer household hazardous products by using all-purpose cleaners or learning to make your own cleaners.
- Remove your shoes at the entrance to your home so you don't track chemicals from outside throughout your home.
- Use pump spray products instead of aerosols since aerosol mist is more easily inhaled.
- Avoid chemical air fresheners and candles.
- Avoid chemicals used in traditional dry cleaning.
- Avoid chemical pesticides and herbicides.



Hennepin County drop-off facilities

What to bring

- Proof of residency, such as a driver's license or utility bill
- Payment, if applicable – cash, check, debit or credit card

Keeping safe

- Remain in your vehicle unless otherwise directed by staff
- Store items in the trunk of the vehicle, bed of truck, or in a trailer. Staff will remove items.

For the most current facility information go to hennepin.us/dropoffs or call 612-348-3777.



Brooklyn Park

8100 Jefferson Highway
Brooklyn Park, 55445



Bloomington

1400 West 96th Street
Bloomington, 55431

Hazardous waste collection events

Collection events provide more convenient local disposal options for household hazardous wastes. Find a schedule and list of materials accepted at hennepin.us/collectionevents

Hennepin County
Environment and Energy
hennepin.us/greendisposalguide
environment@hennepin.us
612-348-3777

