


Instructions

How to vote by absentee ballot for registered voters

- You will need:**
- Ballot*
 - Tan ballot envelope*
 - White signature envelope*
 - Larger white return envelope*
- *If any of these items are missing, please contact your local election official.
- Pen with black ink
 - Your ID number
Minnesota driver's license number, Minnesota ID card number, or the last four digits of your Social Security number.
See below if you do not have any of these numbers.
 - Witness
Anyone registered to vote in Minnesota, including your spouse or relative, or a notary public, or a person with the authority to administer oaths

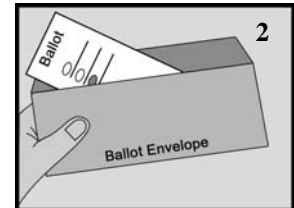
1 Vote!

- Show your witness your blank ballot, then mark your votes in private.
- Follow the instructions on the ballot.
- Do not write your name or ID number anywhere on the ballot.
- Do not vote for more candidates than allowed. *If you do, your votes for that office will not count.*
See the other side if you make a mistake on your ballot.



2 Seal your ballot in the tan ballot envelope

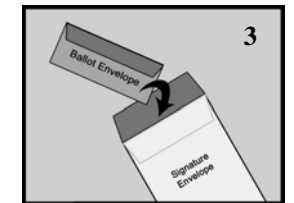
- Do not write on this envelope.



3 Put the tan ballot envelope into the white signature envelope

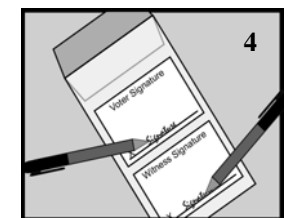
4 Fill out the white signature envelope completely

- If there is no label, print your name and Minnesota address.
- Print your Minnesota driver's license number, Minnesota ID card number, or the last four digits of your Social Security number.
Be sure to use one of same numbers that you provided on your absentee ballot application.
If you do not have any of these numbers, check the box.
- Read and sign the oath.
- Ask your witness to print their name and Minnesota street address, including city (not a P.O. Box), and sign their name.
If your witness is an official or notary, they must print their title instead of an address.
Notaries must also affix their stamp.
- Seal the envelope.



5 Put the signature envelope into the larger white return envelope to protect your private information from view

- Seal the envelope.



6 Return your ballot by Election Day to the address on the return envelope

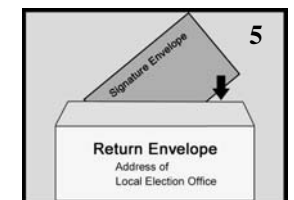
Ballots may not be delivered to your polling place.

You have three options:

- Send it so it arrives by Election Day, using U.S. mail or a package delivery service,
- Deliver it in person before election day or by 8:00 p.m. on Election Day, or
- Ask someone to deliver it by 8:00 p.m. on Election Day.
This person cannot deliver more than 3 ballots.

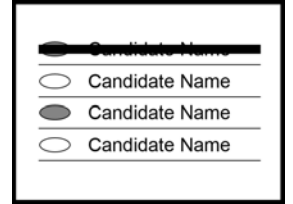
See the other side for special instructions if you have a disability.

To check the status of your absentee ballot, visit <https://mnvotes.gov>.



Correcting a mistake

- If time allows, ask for a new ballot from your election office. Contact your election office at HC.vote@hennepin.us or 612-348-5151, or
- Completely cross out the name of the candidate you accidentally marked and then mark your ballot for the candidate you prefer (do not initial your corrections).



If you have a disability:

If you have a disability or cannot mark your ballot, your witness may assist you by marking your ballot at your direction, assembling the materials, and filling out the forms for you.

When signing the envelope, Minnesota law says you may:

- Sign the return envelope yourself, or
- Make your mark, or
- Ask your witness to sign for you in your presence. (Have the witness sign their own name as well.)
- If you have adopted the use of a signature stamp for all purposes of signature, you may use your signature stamp or ask your witness to use your signature stamp in your presence.

Minnesota Statutes, section 645.44, subdivision 14

Please note: Voting is not covered by power of attorney. A person with power of attorney may only sign for you in your presence, as outlined above.

Confidentiality Notice: Your name and address is available to the public when used for elections, political and law enforcement purposes. Otherwise, the data you supply on your signature envelope is restricted to election officials until 8:00 p.m. on Election Day. After that time, your envelope and the data on it, other than your identification number, are public information. Your ID number is required to ensure that the ballot is returned by the same voter who applied for it. You may refuse to provide it, but doing so may lead your absentee ballot to be rejected and will prevent you from checking on the status of your absentee ballot online.