

Be@School

2021-2022 School Year

Agency Report Cards

The Be@School mission is to address barriers to school attendance for Hennepin County's K-12 students and their families through early interventions which are collaborative and family-focused.

*Calculations to determine agency engagement percentages are based on data from BASIL. The number of total referrals sent to the agency is an unduplicated number. A case is defined as “opened” if a signed Release of Information (ROI) form was uploaded into BASIL by the agency.

**When combined, the number of reports for students ages 5-11 and 12-17 may not equal the number of total referrals sent to the agency. A case may change from one age group to another throughout the school year based on the child’s age on the date each individual report is submitted. For example, a student may be 11 years old at Report 1, but turn 12 years old by the time Report 2 is submitted.

Centro Tyrone Guzman 2021 - 2022 School Year Report

Agency Engagement

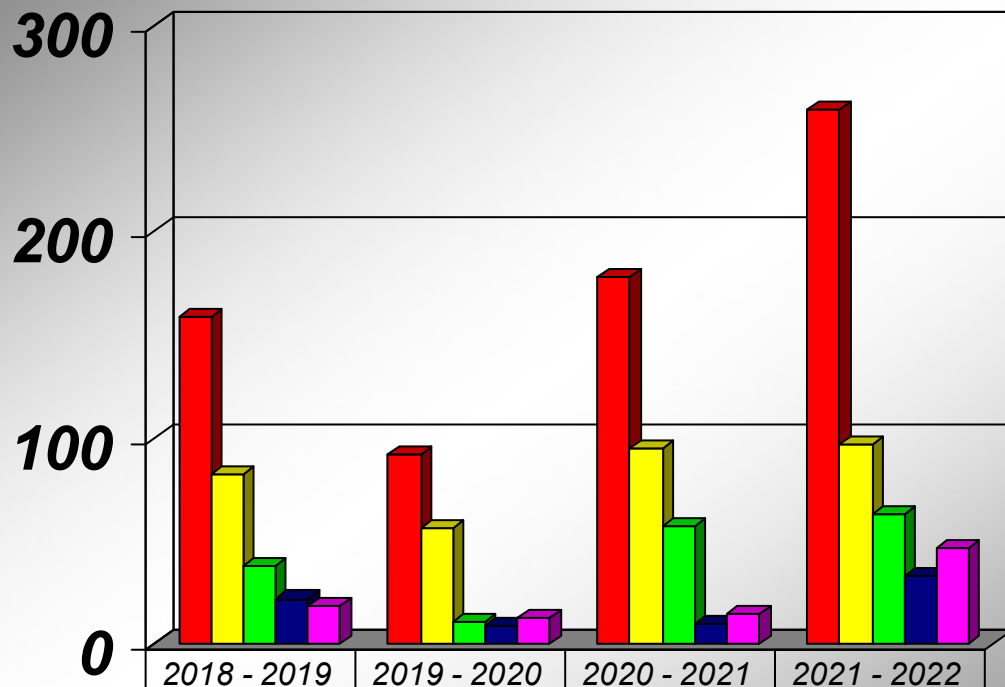
Total Referrals Sent to Agency: 259

Percentage of Cases Opened: 37.45%

Type of Cases

Students ages 5-11: 144

Students ages 12-17: 115



	2018 - 2019	2019 - 2020	2020 - 2021	2021 - 2022
■ Total Referrals	159	92	178	259
■ Cases Opened	82	56	95	97
■ Refused Services	38	11	57	63
■ Did Not Engage	22	9	10	33
■ Unable To Reach	19	13	15	47

Division of Indian Work 2021 - 2022 School Year Report

Agency Engagement

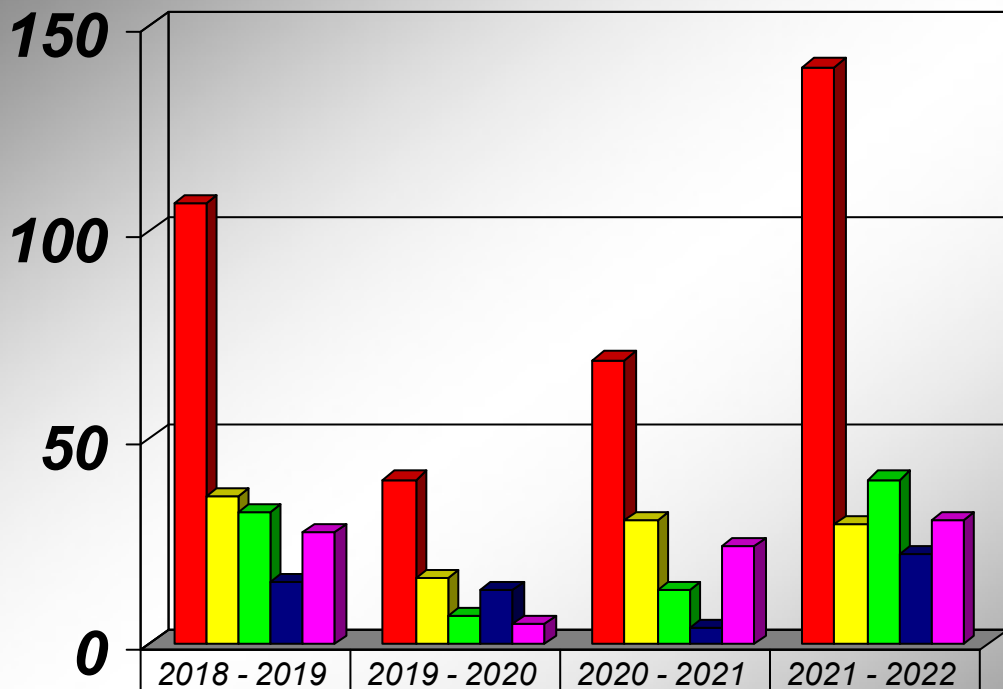
Total Referrals Sent to Agency: 140

Percentage of Cases Opened: 20.71%

Type of Cases

Students ages 5-11: 92

Students ages 12-17: 48



	2018 - 2019	2019 - 2020	2020 - 2021	2021 - 2022
■ Total Referrals	107	40	69	140
■ Cases Opened	36	16	30	29
■ Refused Services	32	7	13	40
■ Did Not Engage	15	13	4	22
■ Unable To Reach	27	5	24	30

East Side Neighborhood Services 2021 - 2022 School Year Report

Agency Engagement

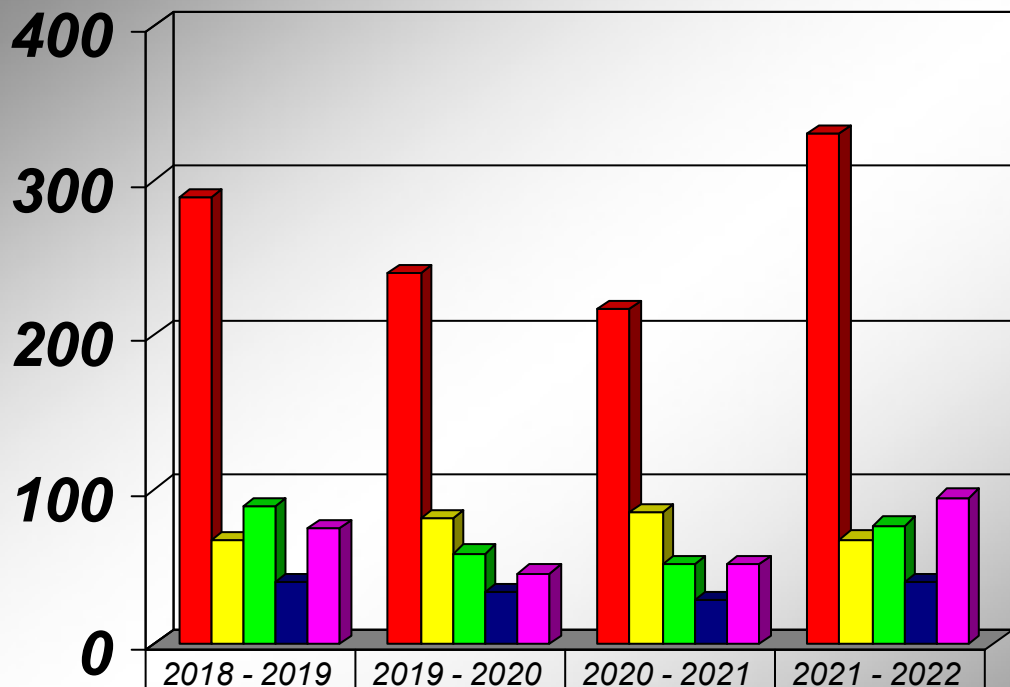
Total Referrals Sent to Agency: 330

Percentage of Cases Opened: 20.61%

Type of Cases

Students ages 5-11: 209

Students ages 12-17: 121



	2018 - 2019	2019 - 2020	2020 - 2021	2021 - 2022
■ Total Referrals	289	240	217	330
■ Cases Opened	67	81	85	68
■ Refused Services	89	59	52	77
■ Did Not Engage	40	34	29	40
■ Unable To Reach	75	46	52	95

Headway Emotional Health Services 2021 - 2022 School Year Report

Agency Engagement

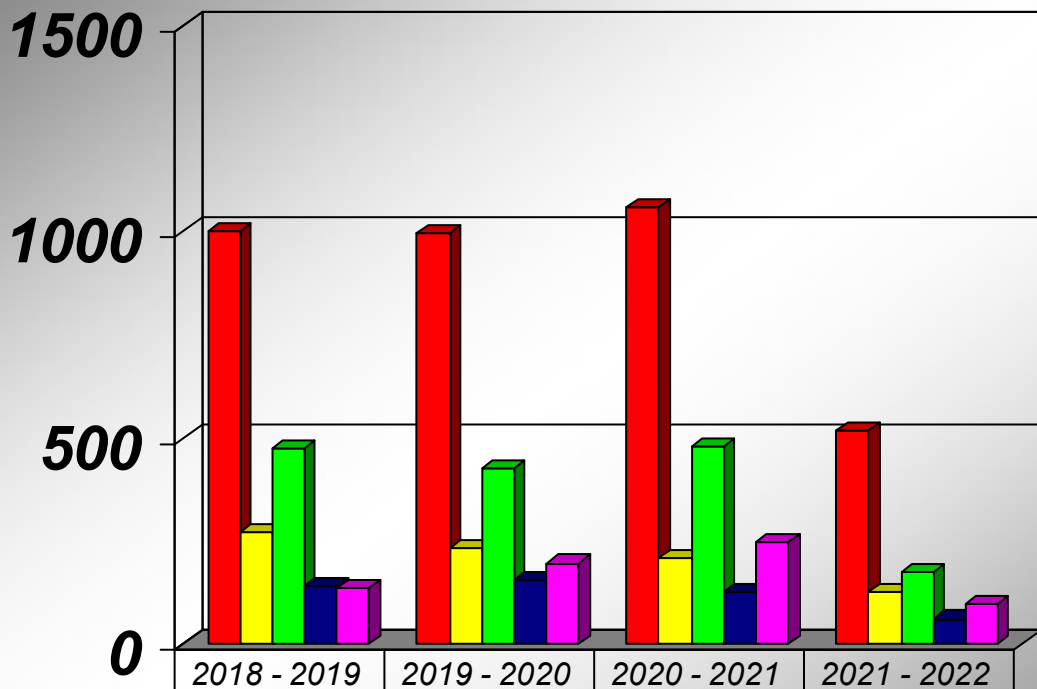
Total Referrals Sent to Agency: 518

Percentage of Cases Opened: 24.32%

Type of Cases

Students ages 5-11: 194

Students ages 12-17: 324



	2018 - 2019	2019 - 2020	2020 - 2021	2021 - 2022
■ Total Referrals	1003	998	1061	518
■ Cases Opened	271	233	210	126
■ Refused Services	473	427	479	177
■ Did Not Engage	143	154	125	62
■ Unable To Reach	136	197	249	97

Ka Joog 2021 - 2022 School Year Report

Agency Engagement

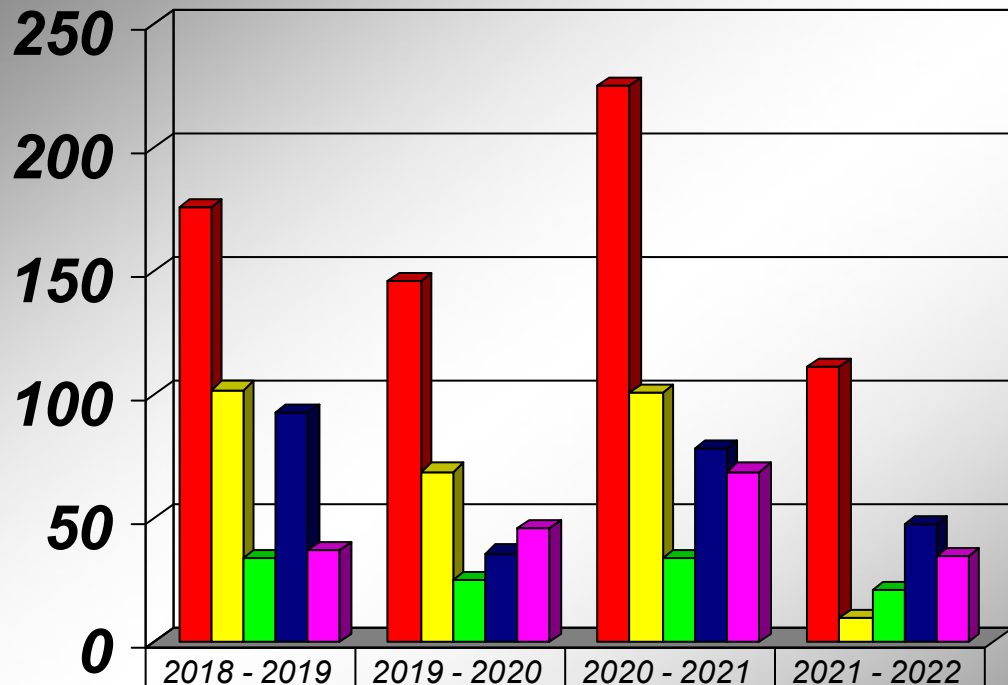
Total Referrals Sent to Agency: 111

Percentage of Cases Opened: 9.01%

Type of Cases

Students ages 5-11: 66

Students ages 12-17: 45



	2018 - 2019	2019 - 2020	2020 - 2021	2021 - 2022
■ Total Referrals	176	146	225	111
■ Cases Opened	102	69	101	10
■ Refused Services	34	25	34	21
■ Did Not Engage	93	36	78	48
■ Unable To Reach	37	46	69	35

Legal Rights Center, Inc. 2021 - 2022 School Year Report

Agency Engagement

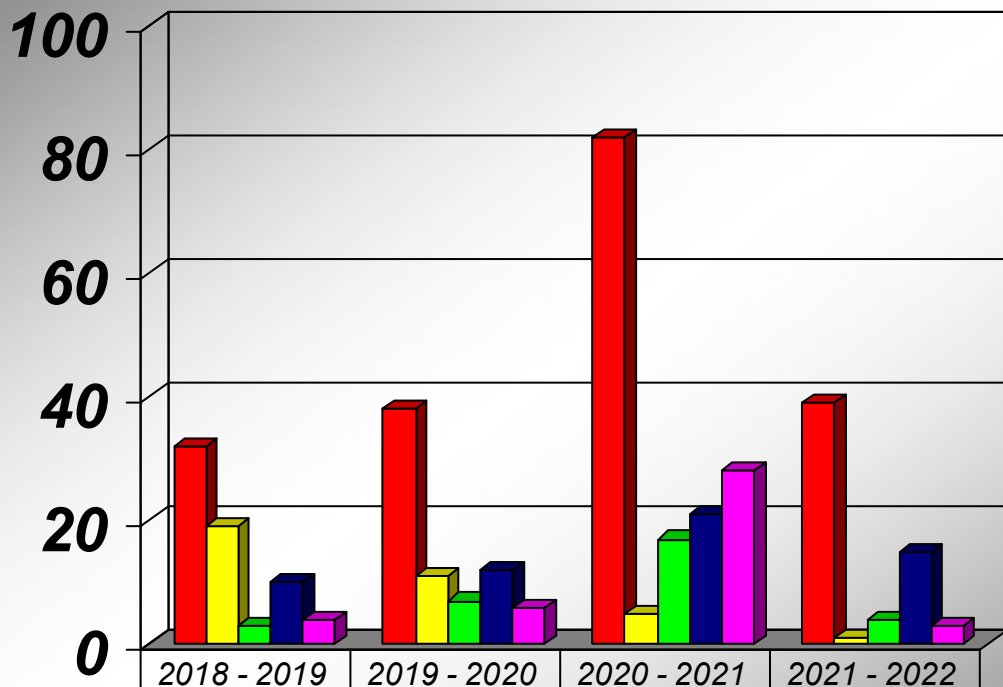
Total Referrals Sent to Agency: 39

Percentage of Cases Opened: 2.56%

Type of Cases

Students ages 5-11: 10

Students ages 12-17: 29



	2018 - 2019	2019 - 2020	2020 - 2021	2021 - 2022
■ Total Referrals	32	38	82	39
■ Cases Opened	19	11	5	1
■ Refused Services	3	7	17	4
■ Did Not Engage	10	12	21	15
■ Unable To Reach	4	6	28	3

Lutheran Social Services of Minnesota 2021 - 2022 School Year Report

Agency Engagement

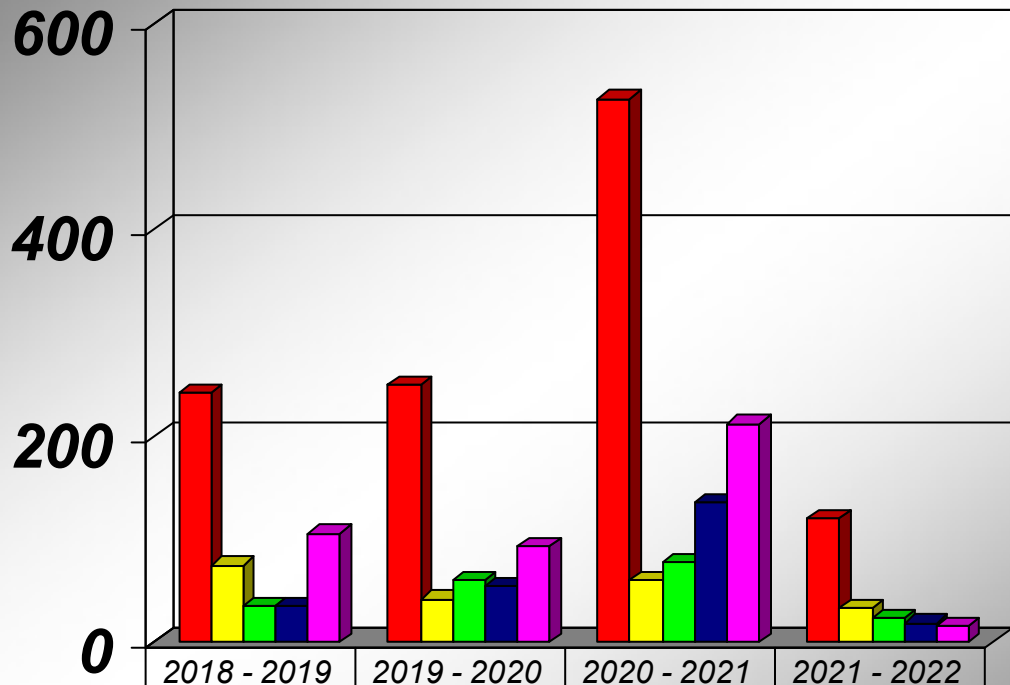
Total Referrals Sent to Agency: 121

Percentage of Cases Opened: 28.10%

Type of Cases

Students ages 5-11: 56

Students ages 12-17: 65



	2018 - 2019	2019 - 2020	2020 - 2021	2021 - 2022
■ Total Referrals	242	250	527	121
■ Cases Opened	75	42	60	34
■ Refused Services	36	60	78	23
■ Did Not Engage	35	54	136	19
■ Unable To Reach	106	94	212	16

NorthPoint Health & Wellness Center, Inc. 2021 - 2022 School Year Report

Agency Engagement

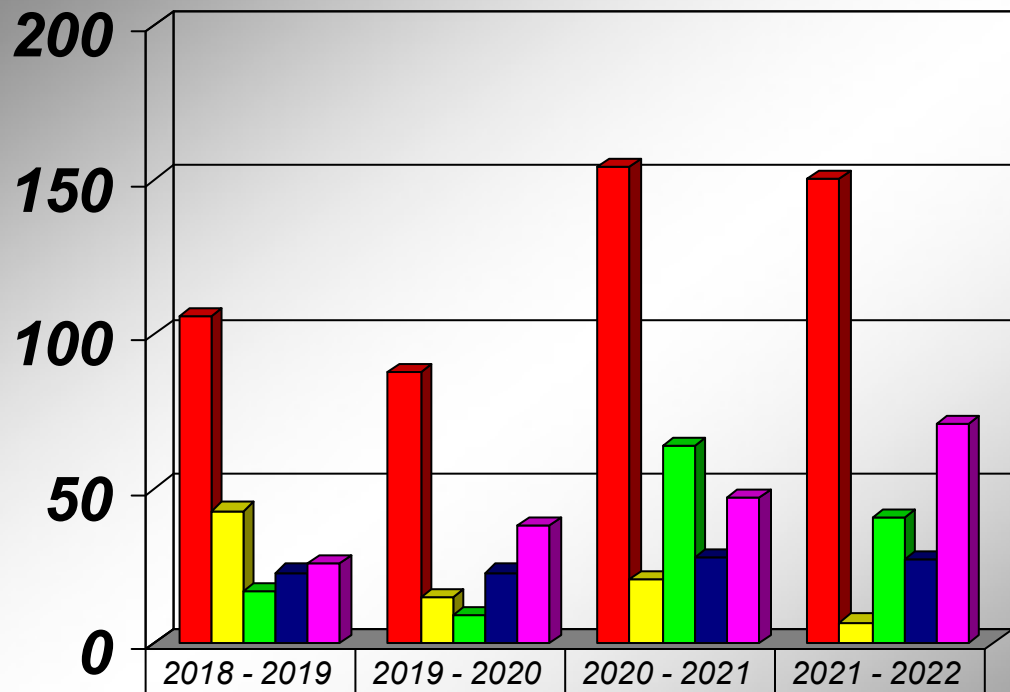
Total Referrals Sent to Agency: 150

Percentage of Cases Opened: 4.67%

Type of Cases

Students ages 5-11: 52

Students ages 12-17: 98



	2018 - 2019	2019 - 2020	2020 - 2021	2021 - 2022
■ Total Referrals	106	88	154	150
■ Cases Opened	43	15	21	7
■ Refused Services	17	9	64	41
■ Did Not Engage	23	23	28	27
■ Unable To Reach	26	38	47	71

Phyllis Wheatley Comm. Ctr 2021 - 2022 School Year Report

Agency Engagement

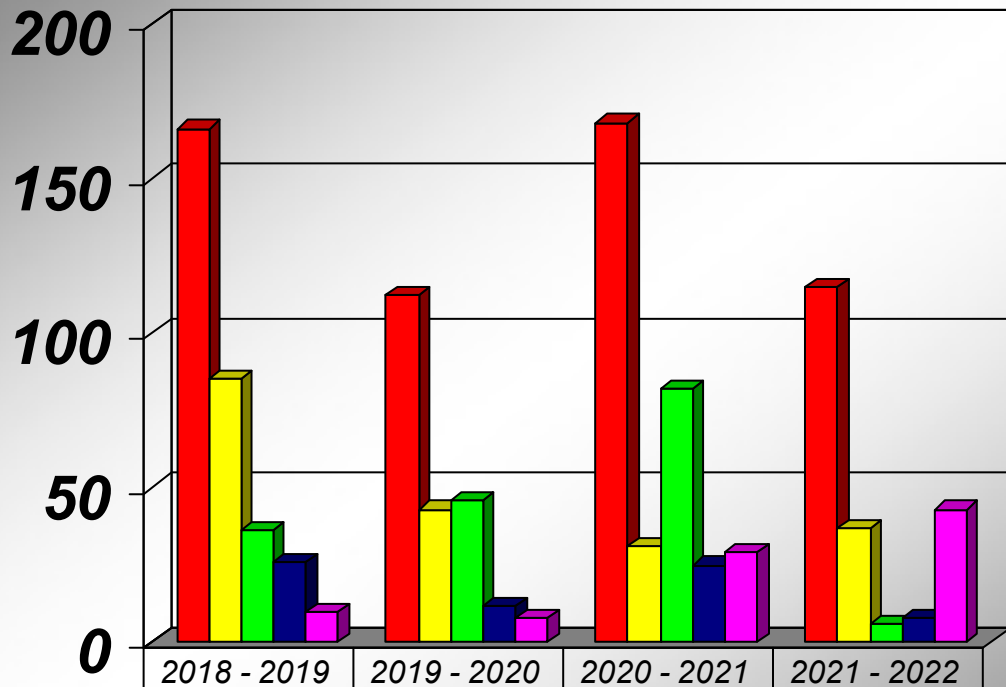
Total Referrals Sent to Agency: 115

Percentage of Cases Opened: 32.17%

Type of Cases

Students ages 5-11: 106

Students ages 12-17: 9



	2018 - 2019	2019 - 2020	2020 - 2021	2021 - 2022
■ Total Referrals	166	112	168	115
■ Cases Opened	85	43	31	37
■ Refused Services	36	46	82	6
■ Did Not Engage	26	12	25	8
■ Unable To Reach	10	8	29	43

The Link-School Matters 2021 - 2022 School Year Report

Agency Engagement

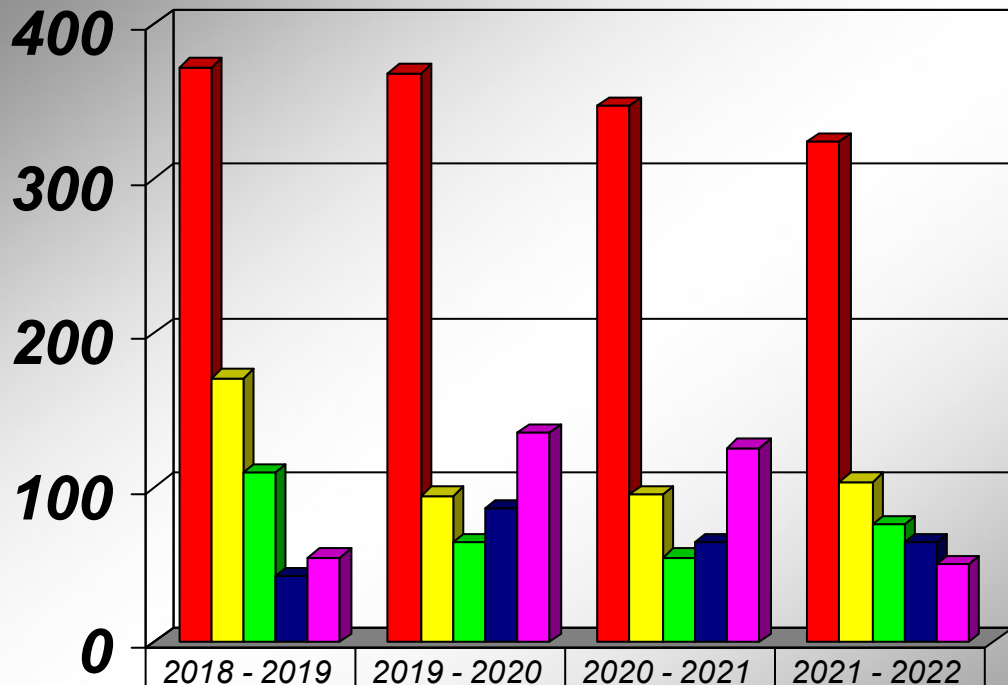
Total Referrals Sent to Agency: 324

Percentage of Cases Opened: 32.10%

Type of Cases

Students ages 5-11: 6

Students ages 12-17: 318



	2018 - 2019	2019 - 2020	2020 - 2021	2021 - 2022
■ Total Referrals	372	368	347	324
■ Cases Opened	171	95	96	104
■ Refused Services	110	65	55	76
■ Did Not Engage	43	87	65	65
■ Unable To Reach	55	136	126	51

YMCA of the North 2021 - 2022 School Year Report

Agency Engagement

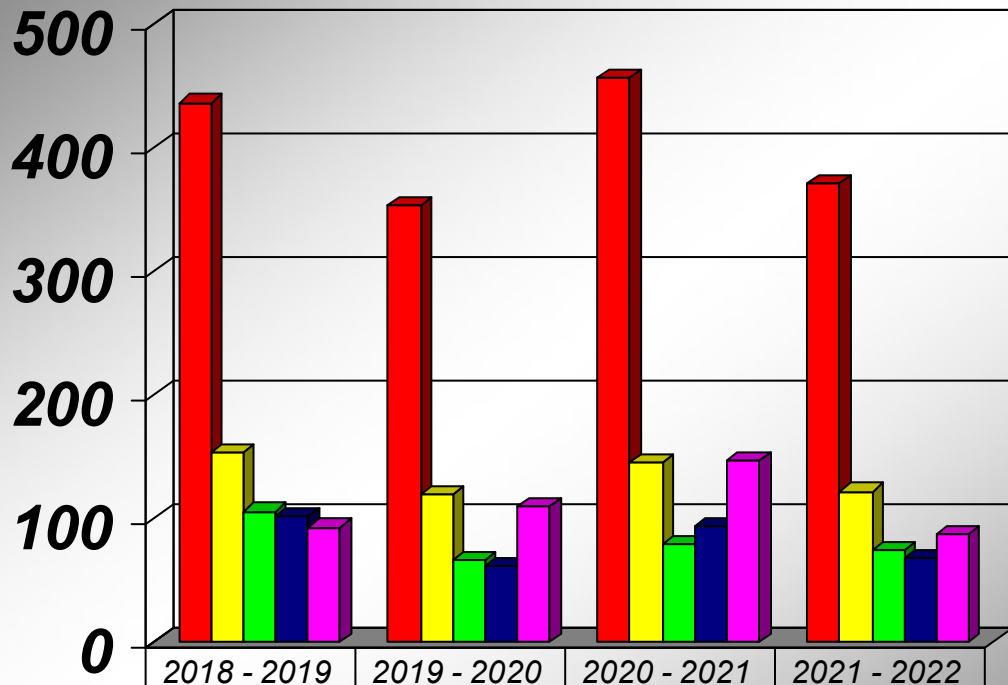
Total Referrals Sent to Agency: 371

Percentage of Cases Opened: 32.88%

Type of Cases

Students ages 5-11: 220

Students ages 12-17: 151



	2018 - 2019	2019 - 2020	2020 - 2021	2021 - 2022
■ Total Referrals	436	353	456	371
■ Cases Opened	154	120	146	122
■ Refused Services	106	67	80	75
■ Did Not Engage	102	62	94	68
■ Unable To Reach	93	110	147	88

YWCA of Minneapolis 2021 - 2022 School Year Report

Agency Engagement

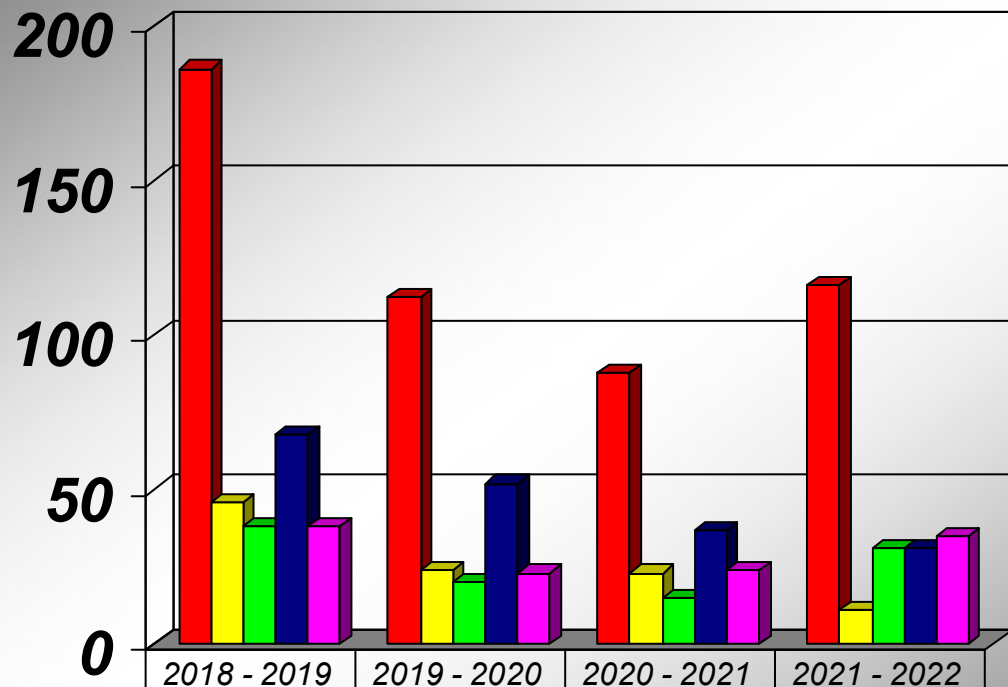
Total Referrals Sent to Agency: 116

Percentage of Cases Opened: 9.48%

Type of Cases

Students ages 5-11: 2

Students ages 12-17: 114



	2018 - 2019	2019 - 2020	2020 - 2021	2021 - 2022
■ Total Referrals	186	112	88	116
■ Cases Opened	46	24	23	11
■ Refused Services	38	20	15	31
■ Did Not Engage	68	52	37	31
■ Unable To Reach	38	23	24	35